



Westlake

DOVE RD

DENTON HWY

RTC

MD-SF

MD-SF

SP

MD-SF

PO

MD-SF

KELLER HASLET RD

RTC

SP

MD-SF

SP

MD-SF

PO

MELODY LN

OTTINGER RD

SUMMER LN

FAWKES LN

RANDOL MILL AVE

MOUNT GILEAD RD

MOUNT GILEAD RD

MD-SF

LD-SF

SP

MD-SF

MD-SF

Fort Worth

RTC

MU

MD-SF

SP

MD-SF

LD-SF

SP

MD-SF

MD-SF

Southlake

HD-SF

PGT

MD-SF

SP

SP

PR

SP

MD-SF

LD-SF

SP

HD-SF

SP

PO

SP

HD-SF

SP

RTC

LD-SF

SP

GOLDEN TRIANGLE BLVD

RTC

MU

SP

PO

HD-SF

SP

SP

PO

SP

SP

PO

SP

SP

PO

SP

HD-SF

SP

PO

SP

LD-SF

HD-SF

SP

PR

LD-SF

HD-SF

SP

W BEAR CREEK PKWY

RTC

MU

SP

PO

HD-SF

SP

SP

PO

SP

SP

PO

SP

SP

PO

SP

HD-SF

SP

PO

SP

LD-SF

HD-SF

SP

PR

LD-SF

HD-SF

SP

WALL-PRICE KELLER RD

RTC

PGT

MD-SF

RTC

LD-SF

HD-SF

SP

PO

SP

SP

PO

SP

MD-SF

RTC

LD-SF

SP

PO

SP

HD-SF

LD-SF

SP

PR

LD-SF

HD-SF

SP

LD-SF

KROGER DR

RTC

PGT

MD-SF

RTC

LD-SF

HD-SF

SP

PO

SP

SP

PO

SP

MD-SF

RTC

LD-SF

SP

PO

SP

HD-SF

LD-SF

SP

PR

LD-SF

HD-SF

SP

LD-SF

Colleyville

S MAIN ST

RTC

PGT

MD-SF

RTC

LD-SF

HD-SF

SP

PO

SP

SP

PO

SP

MD-SF

RTC

LD-SF

SP

PO

SP

HD-SF

LD-SF

SP

PR

LD-SF

HD-SF

SP

LD-SF

WHITLEY RD

RTC

HD-SF

RTC

MU

HD-SF

HD-SF

PO

RTC

SP

SP

PO

SP

MD-SF

RTC

LD-SF

SP

PO

SP

HD-SF

LD-SF

SP

PR

LD-SF

HD-SF

SP

LD-SF

Watauga

DENTON HWY

RTC

HD-SF

RTC

MU

HD-SF

HD-SF

PO

RTC

SP

SP

PO

SP

MD-SF

RTC

LD-SF

SP

PO

SP

HD-SF

LD-SF

SP

PR





LD-SF








HD-SF

SP

LD-SF

2021 Future Land Use

-  LD-SF - Low-Density Single Family (36,000 square feet and above)
-  MD-SF - Medium-Density Single Family (15,000 square feet to 35,999 square feet)
-  HD-SF - High-Density Single Family (8,000 square feet to 14,999 square feet)
-  PGT - Patio/Garden/Townhomes:
 - Patio and Garden Homes: 5,000 - 7,999 square-foot lots;
 - Townhomes, Duplexes, Fourplexes: < 5,000 square-foot lots

-  MU - Mixed Use
-  RTC - Retail/Commerical
-  O - Office
-  PO - Parks and Open Space
-  SP - Semi-Public
-  PR - Private Recreation
-  TF - Tech/Flex Overlay

DISCLAIMER

This data has been compiled for City of Keller. Various official and unofficial sources were used to gather this information. Every effort was made to ensure the accuracy of this data, however, no guarantee is given or implied as to the accuracy of said data. As of April 2021