



MEMORANDUM

No: C.2
Date: May 27, 2025

To: Capital Improvements Advisory Committee
From: Alonzo Liñán, Director of Public Works
Subject: Biannual Impact Fee Report as of September 30, 2024

The 2021 Impact Fee Program was adopted on Oct 18, 2022 (effective Nov 18, 2022). This report reflects the service unit growth and impact fee collections activity since its effective beginning date of Nov 18, 2022.

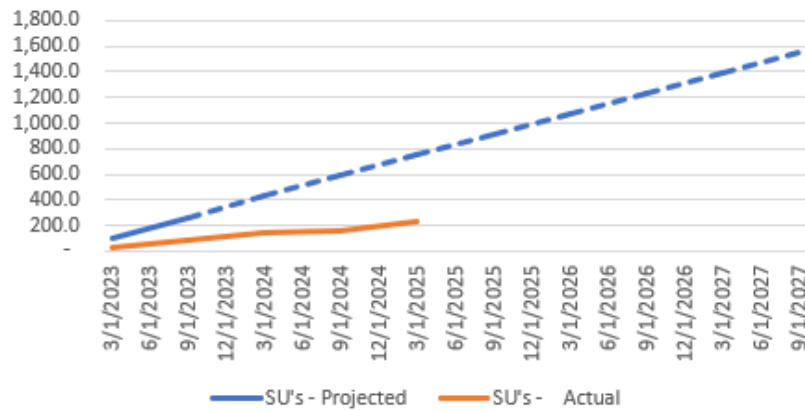
It is staff's opinion that the impact fee collection from November 18, 2022 through September 30, 2024 is in accordance with adopted collection rates and all fees collected that have been allocated have been applied to qualifying capital improvements. A summary of the transaction receipts is in the appendix.

Table 1-1 - Assessment Rate by Service Unit (S.U.s) As Adopted by Council on October 18, 2022			
Impact Fee	Maximum Assessment/SU	Actual Assessment/SU	Actual ÷ Maximum Assessment Rate
Water	\$ 6,539	\$ 4,904.25	75.0%
Wastewater	\$ 2,764	\$ 2,073.00	75.0%
Roadway: North	\$ 1,748	\$ 1,311.00	75.0%
Roadway: South	\$ 1,998	\$ 1,498.50	75.0%

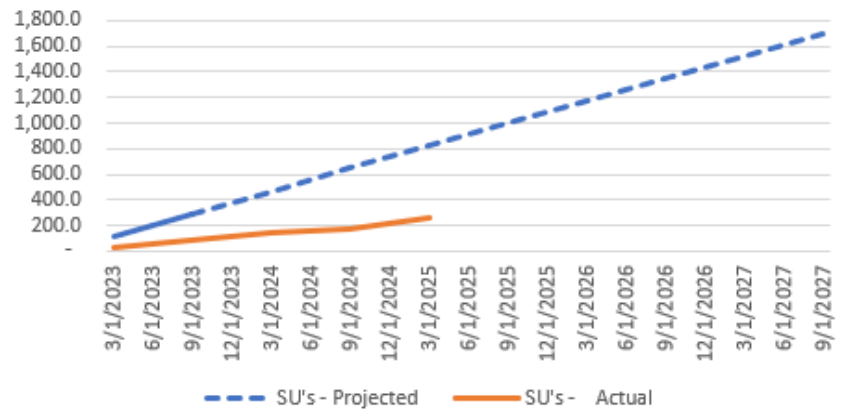
Table 1-2 - Service Units (S.U.s) Collected and Collection for November 18, 2022 through September 30, 2024				
Impact Fee	Projected SU's/ 24 months	Collected SUs	% SUs Collected	\$ Collected
Water	587.4	154.4	26.3%	\$622,282
Wastewater	646.4	171.1	26.5%	\$331,903
Roadway: North	2255.0	181.1	8.0%	\$386,430
Roadway: South	1638.5	204.3	12.5%	\$264,524

10 Yr SU Projection		3,204				3,526				12,300				8,937			
Reporting Periods		Water				Wastewater				Roads - North				Roads - South			
From	To	SU's - Projected	SU's - Actual	% of Projected	\$ Collected to Date	SU's - Projected	SU's - Actual	% of Projected	\$ Collected to Date	SU's - Projected	SU's - Actual	% of Projected	\$ Collected to Date	SU's - Projected	SU's - Actual	% of Projected	\$ Collected to Date
11/18/2023	3/31/2023	106.8	26.5	24.8%	\$ 129,966	117.5	34.0	28.9%	\$ 66,336	410.0	97.8	23.8%	\$ 128,154	297.9	18.3	6.2%	\$ 27,602
4/1/2023	9/30/2023	267.0	88.9	33.3%	\$ 398,173	293.8	89.7	30.5%	\$ 173,042	1,025.0	116.56	11.4%	\$ 152,799	744.8	79.4	10.7%	\$ 72,402
10/1/2023	3/31/2024	427.2	139.4	32.6%	\$ 602,566	470.1	147.2	31.3%	\$ 296,146	1,640.0	139.1	8.5%	\$ 180,443	1,191.6	152.8	12.8%	\$ 191,726
4/1/2024	9/30/2024	587.4	154.4	26.3%	\$ 622,282	646.4	171.1	26.5%	\$ 331,903	2,255.0	181.1	8.0%	\$ 386,430	1,638.5	204.3	12.5%	\$ 264,524
10/1/2024	3/31/2025	747.6	-	-	-	822.7	-	-	-	2,870.0	-	-	-	2,085.3	-	-	-
4/1/2025	9/30/2025	907.8	-	-	-	999.0	-	-	-	3,485.0	-	-	-	2,532.2	-	-	-
10/1/2025	3/31/2026	1,068.0	-	-	-	1,175.3	-	-	-	4,100.0	-	-	-	2,979.0	-	-	-
4/1/2026	9/30/2026	1,228.2	-	-	-	1,351.6	-	-	-	4,715.0	-	-	-	3,425.9	-	-	-
10/1/2026	3/31/2027	1,388.4	-	-	-	1,527.9	-	-	-	5,330.0	-	-	-	3,872.7	-	-	-
4/1/2027	9/30/2027	1,548.6	-	-	-	1,704.2	-	-	-	5,945.0	-	-	-	4,319.6	-	-	-

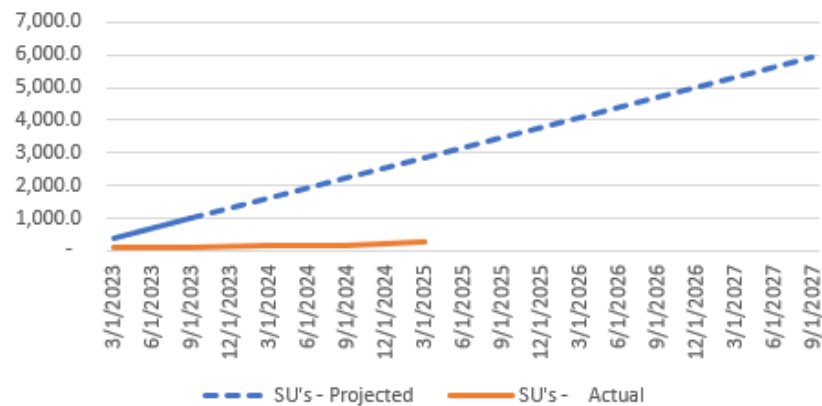
Water Service Units



Wastewater Service Units



Roads -North Service Units



Roads -South Service Units

