



QUARTERLY INVESTMENT REPORT

For the Quarter Ended

December 31, 2020

Prepared by
Valley View Consulting, L.L.C.

The investment portfolio of the City of Keller is in compliance with the Public Funds Investment Act and the Investment Policy and Strategies.

Director of Administrative Services/Finance -
Investment Officer

Mayor

City Manager

Council Member

Assistant Director of Finance - Investment Officer

Council Member

Disclaimer: These reports were compiled using information provided by the City. No procedures were performed to test the accuracy or completeness of this information. The market values included in these reports were obtained by Valley View Consulting, L.L.C. from sources believed to be accurate and represent proprietary valuation. Due to market fluctuations these levels are not necessarily reflective of current liquidation values. Yield calculations are not determined using standard performance formulas, are not representative of total return yields and do not account for investment advisor fees.

Summary

Quarter End Results by Investment Category:

Asset Type	September 30, 2020			December 31, 2020		
	Ave. Yield	Book Value	Market Value	Ave. Yield	Book Value	Market Value
Demand Accounts	0.33%	\$ 1,095,919	\$ 1,095,919	0.33%	\$ 1,000,892	\$ 1,000,892
NOW/MMA/MMF/Pools	0.23%	77,634,084	77,634,084	0.18%	90,390,581	90,390,581
Securities/CDs	2.04%	35,720,859	35,720,859	1.35%	34,412,550	34,412,550
Totals	0.80%	\$ 114,450,862	\$ 114,450,862	0.50%	\$ 125,804,023	\$ 125,804,023

Average Yield - Current Quarter (1)

Total Portfolio	0.50%
Rolling Three Month Treasury	0.09%
Rolling Six Month Treasury	0.12%
TexPool	0.09%

Fiscal Year-to-Date Average Yield (2)

Total Portfolio	0.50%
Rolling Three Month Treasury	0.09%
Rolling Six Month Treasury	0.12%
TexPool	0.09%

Interest Income (Approximate)

Quarterly Interest Income	\$ 180,975
Fiscal Year-to-date Interest Income	\$ 180,975

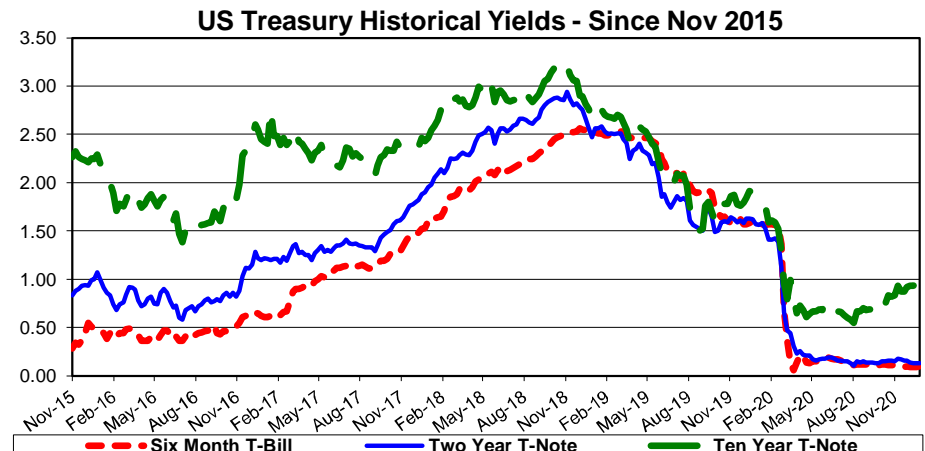
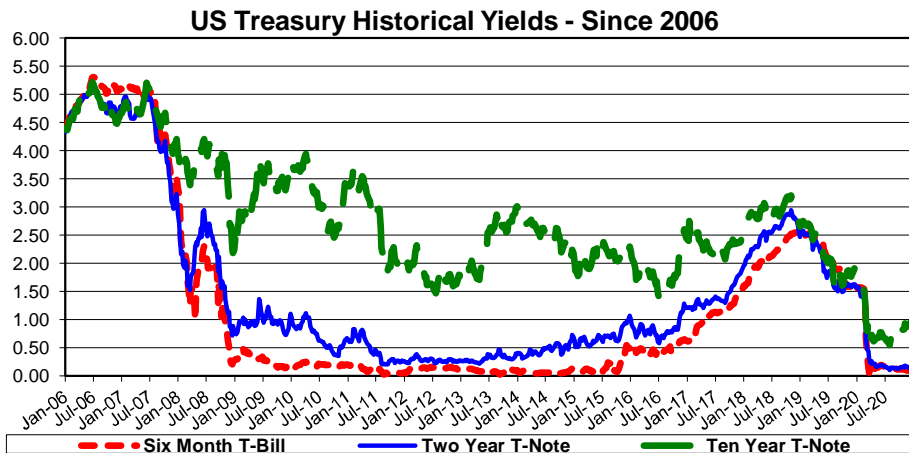
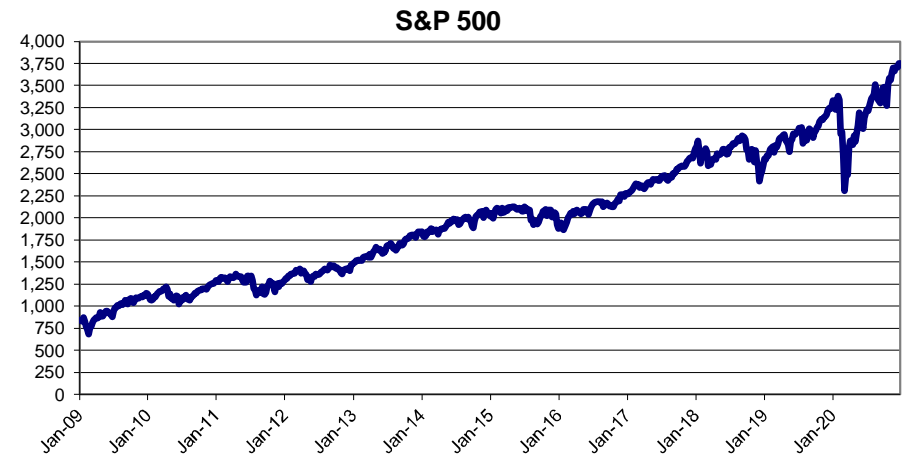
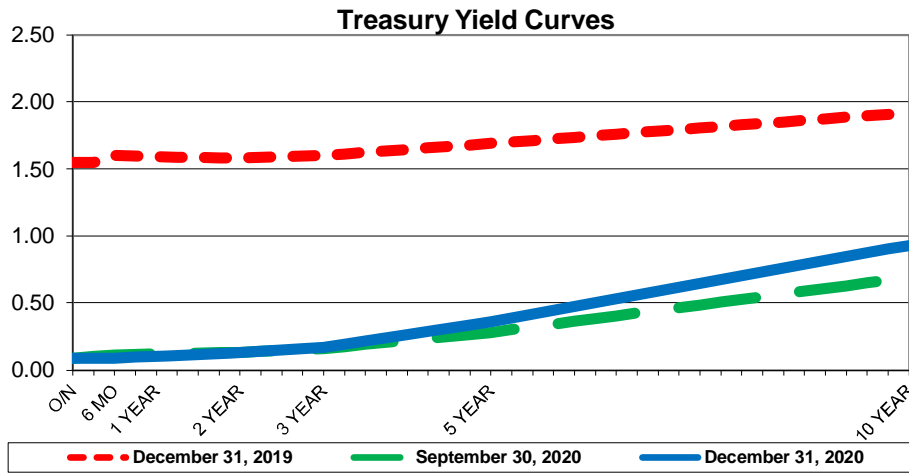
Bank Fee Offset

Current Quarter Bank Fee Offset	\$ 1,067
Year-to-Date Bank Fee Offset	\$ 1,067

(1) **Average Yield - Current Quarter** - based on adjusted book value, realized and unrealized gains/losses and investment advisory fees are not considered. The yield for the reporting month is used for bank, pool, and money market balances.

(2) **Fiscal Year-to-Date Average Yields** - calculated using quarter end report yields and adjusted book values and does not reflect a total return analysis or account for advisory fees.

The Federal Open Market Committee (FOMC) maintained the Fed Funds target range at 0.00% to 0.25% (Effective Fed Funds are trading +/-0.10%), and projected that reduced rates could remain into 2024. Second estimate of Third Quarter GDP was finalized at +33.4%, but still remains 3.5% below pre-pandemic levels. Crude oil traded above \$50 per barrel. Employment/ Unemployment continues modest improvement. The Stock Markets reached new highs. Housing continues adding positive economic activity. Additional fiscal stimulus passed and was signed by the President. The Yield Curve steepened slightly from last quarter end.



**Investment Holdings
December 31, 2020**

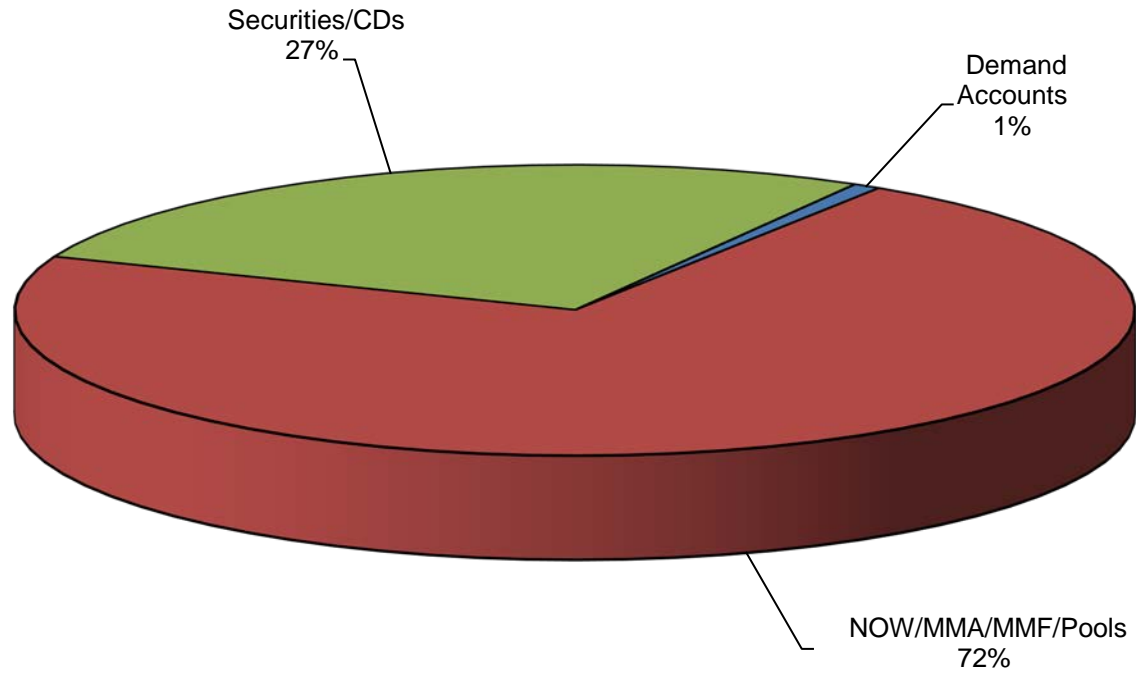
Description	Ratings	Coupon/ Discount	Maturity Date	Settlement Date	Face Amount/ Par Value	Book Value	Market Price	Market Value	Life (Day)	Yield
Frost DDA (3)		0.33%	01/01/21	12/31/20	\$ 1,000,892	\$ 1,000,892	1.00	\$ 1,000,892	1	0.33%
SSB MMA 1332		0.20%	01/01/21	12/31/20	874,110	874,110	1.00	874,110	1	0.20%
SSB MMA 7888		0.20%	01/01/21	12/31/20	20,615,585	20,615,585	1.00	20,615,585	1	0.20%
NexBank MMA		0.45%	01/01/21	12/31/20	240,909	240,909	1.00	240,909	1	0.45%
NexBank ICS Savings		0.45%	01/01/21	12/31/20	12,137,223	12,137,223	1.00	12,137,223	1	0.45%
Prosperity Bank MMA		0.25%	01/01/21	12/31/20	10,001,161	10,001,161	1.00	10,001,161	1	0.25%
Veritex Bank MMA		0.14%	01/01/21	12/31/20	10,020,402	10,020,402	1.00	10,020,402	1	0.14%
Goldman Sachs Gov't MMF	AAAm	0.03%	01/01/21	12/31/20	1,660,725	1,660,725	1.00	1,660,725	1	0.03%
BNYM Escrow		0.00%	01/01/21	12/31/20	4,000,000	4,000,000	1.00	4,000,000	1	0.00%
TexPool	AAAm	0.09%	01/01/21	12/31/20	30,840,466	30,840,466	1.00	30,840,466	1	0.09%
SUBTOTAL					\$ 91,391,473	\$ 91,391,473		\$ 91,391,473	1	0.19%
									(1)	(2)
Texas Bank Fin CDARS		2.37%	01/21/21	09/17/20	241,997	241,997	100.00	241,997	21	2.40%
Texas Bank Fin CDARS		2.37%	01/21/21	01/23/20	2,045,207	2,045,207	100.00	2,045,207	21	2.40%
Texas Bank Fin CDARS		2.37%	01/21/21	01/23/20	4,869,128	4,869,128	100.00	4,869,128	21	2.40%
Texas Bank Fin CDARS		2.96%	01/28/21	01/31/19	3,000,000	3,000,000	100.00	3,000,000	28	3.00%
Prosperity Bank CD		0.45%	04/27/21	07/27/20	1,001,883	1,001,883	100.00	1,001,883	117	0.45%
Prosperity Bank CD		2.38%	06/07/21	06/07/19	5,181,733	5,181,733	100.00	5,181,733	158	2.41%
Prosperity Bank CD		0.60%	07/27/21	07/27/20	2,005,021	2,005,021	100.00	2,005,021	208	0.60%
Prosperity Bank CD		0.40%	09/15/21	09/15/20	2,001,990	2,001,990	100.00	2,001,990	258	0.40%
Texas Bank Fin CDARS		0.90%	10/21/21	10/22/20	2,054,081	2,054,081	100.00	2,054,081	294	0.90%
Prosperity Bank CD		0.30%	10/25/21	10/23/20	2,001,000	2,001,000	100.00	2,001,000	298	0.30%
East West Bank CD		0.25%	12/14/21	12/14/20	5,010,511	5,010,511	100.00	5,010,511	348	0.25%
Prosperity Bank CD		0.30%	06/15/22	12/15/20	5,000,000	5,000,000	100.00	5,000,000	531	0.30%
SUBTOTAL					\$ 34,412,550	\$ 34,412,550		\$ 34,412,550	224	1.35%
									(1)	(2)
TOTAL					\$ 125,804,023	\$ 125,804,023		\$ 125,804,023	62	0.50%
									(1)	(2)

(1) **Weighted average life** - For purposes of calculating weighted average life, bank accounts, pools and money market funds are assumed to have an one day maturity.

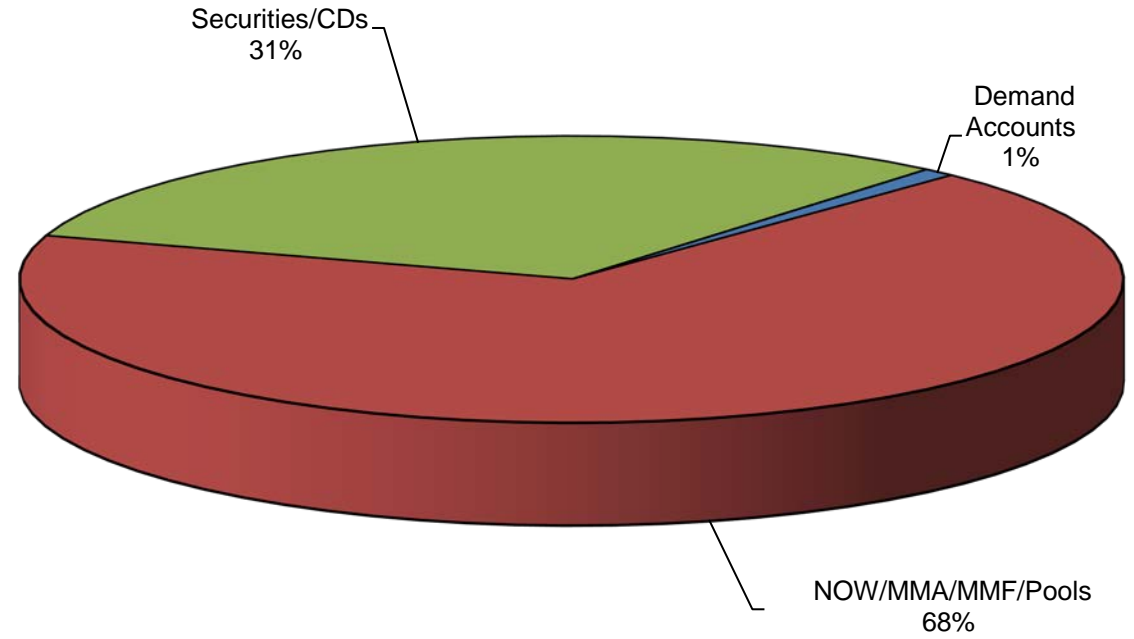
(2) **Weighted average yield to maturity** - The weighted average yield to maturity is based on adjusted book value, realized and unrealized gains/losses and investment advisory fees are not considered. The yield for the reporting month is used for bank accounts, pools, and money market funds.

(3) **Earnings Credit Rate** - The City's Frost DDA accrues earnings credit to offset service charges and fees. No hard interest is paid.

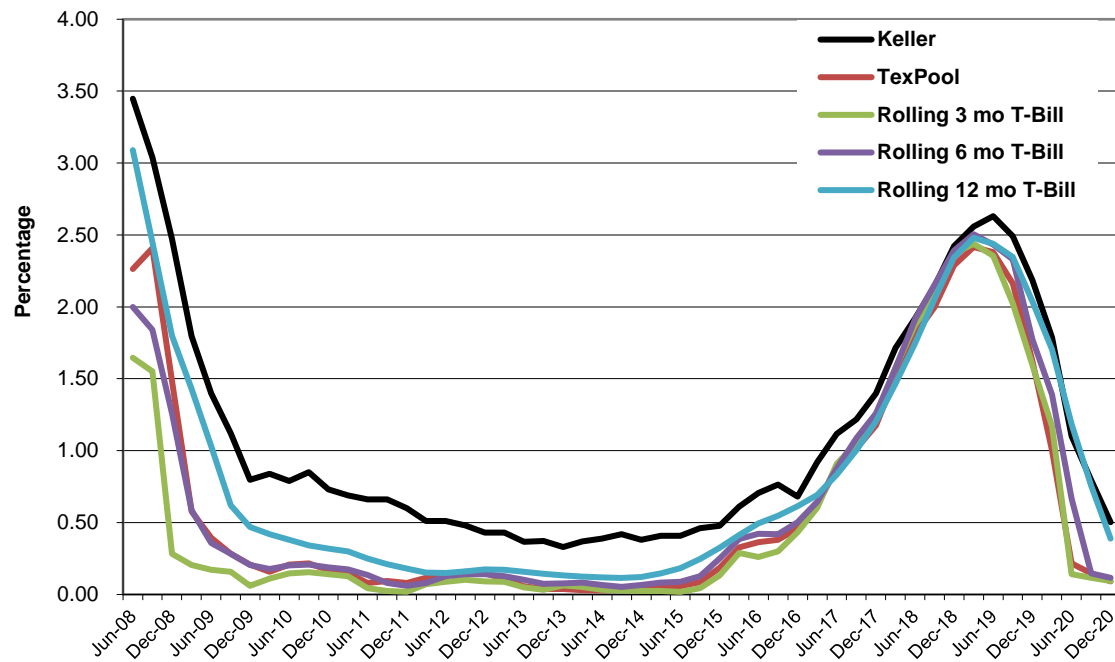
**Portfolio Composition
Current Quarter**



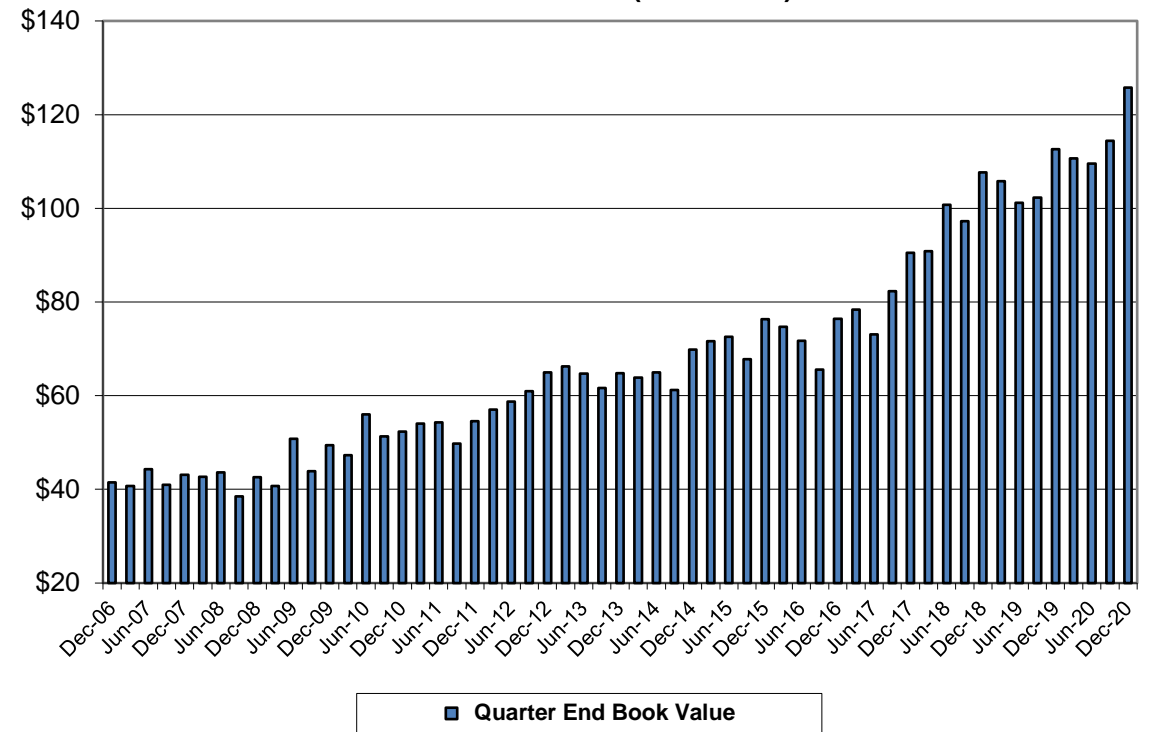
**Portfolio Composition
Previous Quarter**



Historical Yields



Total Portfolio (in Millions)



Book & Market Value Comparison

Issuer/Description	Yield	Maturity Date	Book Value 09/30/20	Increases	Decreases	Book Value 12/31/20	Market Value 09/30/20	Change in Market Value	Market Value 12/31/20
Frost DDA	0.33%	01/01/21	\$ 1,095,919	\$ -	\$ (95,027)	\$ 1,000,892	\$ 1,095,919	\$ (95,027)	\$ 1,000,892
SSB MMA 1332	0.20%	01/01/21	873,627	482	-	874,110	873,627	482	874,110
SSB MMA 7888	0.20%	01/01/21	20,604,207	11,378	-	20,615,585	20,604,207	11,378	20,615,585
NexBank MMA	0.45%	01/01/21	240,637	272	-	240,909	240,637	272	240,909
NexBank ICS Savings	0.45%	01/01/21	12,123,465	13,758	-	12,137,223	12,123,465	13,758	12,137,223
Prosperity Bank MMA	0.25%	01/01/21	-	10,001,161	-	10,001,161	-	10,001,161	10,001,161
Veritex Bank MMA	0.14%	01/01/21	10,016,197	4,205	-	10,020,402	10,016,197	4,205	10,020,402
Goldman Sachs Gov't MMF	0.03%	01/01/21	1,660,621	103	-	1,660,725	1,660,621	103	1,660,725
BNYM Escrow	0.00%	01/01/21	-	4,000,000	-	4,000,000	-	4,000,000	4,000,000
TexPool	0.09%	01/01/21	32,115,329	-	(1,274,862)	30,840,466	32,115,329	(1,274,862)	30,840,466
Texas Bank Fin CDARS	2.53%	10/22/20	2,047,541	-	(2,047,541)	-	2,047,541	(2,047,541)	-
Prosperity Bank CD	3.09%	12/11/20	3,164,406	-	(3,164,406)	-	3,164,406	(3,164,406)	-
Prosperity Bank CD	3.09%	12/11/20	2,109,604	-	(2,109,604)	-	2,109,604	(2,109,604)	-
East West Bank CD	0.39%	12/14/20	5,005,934	-	(5,005,934)	-	5,005,934	(5,005,934)	-
Prosperity Bank CD	2.73%	12/15/20	3,124,266	-	(3,124,266)	-	3,124,266	(3,124,266)	-
Texas Bank Fin CDARS	2.40%	01/21/21	241,997	-	-	241,997	241,997	-	241,997
Texas Bank Fin CDARS	2.40%	01/21/21	2,033,018	12,190	-	2,045,207	2,033,018	12,190	2,045,207
Texas Bank Fin CDARS	2.40%	01/21/21	4,840,107	29,020	-	4,869,128	4,840,107	29,020	4,869,128
Texas Bank Fin CDARS	3.00%	01/28/21	3,000,000	-	-	3,000,000	3,000,000	-	3,000,000
Prosperity Bank CD	0.45%	04/27/21	1,000,762	1,120	-	1,001,883	1,000,762	1,120	1,001,883
Prosperity Bank CD	2.41%	06/07/21	5,151,191	30,542	-	5,181,733	5,151,191	30,542	5,181,733
Prosperity Bank CD	0.60%	07/27/21	2,002,033	2,988	-	2,005,021	2,002,033	2,988	2,005,021
Prosperity Bank CD	0.40%	09/15/21	2,000,000	1,990	-	2,001,990	2,000,000	1,990	2,001,990
Texas Bank Fin CDARS	0.90%	10/21/21	-	2,054,081	-	2,054,081	-	2,054,081	2,054,081
Prosperity Bank CD	0.30%	10/25/21	-	2,001,000	-	2,001,000	-	2,001,000	2,001,000
East West Bank CD	0.25%	12/14/21	-	5,010,511	-	5,010,511	-	5,010,511	5,010,511
Prosperity Bank CD	0.30%	06/15/22	-	5,000,000	-	5,000,000	-	5,000,000	5,000,000
TOTAL/ AVERAGE	0.50%		\$ 114,450,862	\$ 28,174,802	\$ (16,821,640)	\$ 125,804,023	\$ 114,450,862	\$ 11,353,162	\$ 125,804,023

Allocation

December 31, 2020

Book & Market Value	Investment Total	Consolidated (Pooled)	CCPD	Non-Profit Trust	2016 SWIRFT Bonds	2017 CO's	2019 CO's
Frost DDA	\$ 1,000,892	\$ 968,864	\$ -	\$ 500	\$ -	\$ -	\$ -
SSB MMA 1332	874,110	-	874,110	-	-	-	-
SSB MMA 7888	20,615,585	20,615,585	-	-	-	-	-
NexBank MMA	240,909	126,034	-	-	-	114,875	-
NexBank ICS Savings	12,137,223	11,627,418	-	-	-	509,806	-
Prosperity Bank MMA	10,001,161	10,001,161	-	-	-	-	-
Veritex Bank MMA	10,020,402	10,020,402	-	-	-	-	-
Goldman Sachs Gov't MMF	1,660,725	-	-	-	1,660,725	-	-
BNYM Escrow	4,000,000	-	-	-	-	-	-
TexPool	30,840,466	16,427,309	4,519,079	389,356	-	1,478,399	23,811
01/21/21-Texas Bank Fin CDARS	241,997	241,997	-	-	-	-	-
01/21/21-Texas Bank Fin CDARS	2,045,207	2,045,207	-	-	-	-	-
01/21/21-Texas Bank Fin CDARS	4,869,128	4,869,128	-	-	-	-	-
01/28/21-Texas Bank Fin CDARS	3,000,000	3,000,000	-	-	-	-	-
04/27/21-Prosperity Bank CD	1,001,883	1,001,883	-	-	-	-	-
06/07/21-Prosperity Bank CD	5,181,733	5,181,733	-	-	-	-	-
07/27/21-Prosperity Bank CD	2,005,021	2,005,021	-	-	-	-	-
09/15/21-Prosperity Bank CD	2,001,990	2,001,990	-	-	-	-	-
10/21/21-Texas Bank Fin CDARS	2,054,081	2,054,081	-	-	-	-	-
10/25/21-Prosperity Bank CD	2,001,000	2,001,000	-	-	-	-	-
12/14/21-East West Bank CD	5,010,511	5,010,511	-	-	-	-	-
06/15/22-Prosperity Bank CD	5,000,000	5,000,000	-	-	-	-	-
Totals	\$ 125,804,023	\$ 104,199,324	\$ 5,393,188	\$ 389,856	\$ 1,660,725	\$ 2,103,079	\$ 23,811

Allocation

December 31, 2020

(continued)

Book & Market Value	2020 GO Refunding Bonds	TWDB 2020C	Unreimbursed Medical
Frost DDA	\$ —	\$ —	\$ 31,528
SSB MMA 1332	—	—	—
SSB MMA 7888	—	—	—
NexBank MMA	—	—	—
NexBank ICS Savings	—	—	—
Prosperity Bank MMA	—	—	—
Veritex Bank MMA	—	—	—
Goldman Sachs Gov't MMF	—	—	—
BNYM Escrow	—	4,000,000	—
TexPool	8,002,513	—	—
01/21/21–Texas Bank Fin CDARS	—	—	—
01/21/21–Texas Bank Fin CDARS	—	—	—
01/21/21–Texas Bank Fin CDARS	—	—	—
01/28/21–Texas Bank Fin CDARS	—	—	—
04/27/21–Prosperity Bank CD	—	—	—
06/07/21–Prosperity Bank CD	—	—	—
07/27/21–Prosperity Bank CD	—	—	—
09/15/21–Prosperity Bank CD	—	—	—
10/21/21–Texas Bank Fin CDARS	—	—	—
10/25/21–Prosperity Bank CD	—	—	—
12/14/21–East West Bank CD	—	—	—
06/15/22–Prosperity Bank CD	—	—	—
Totals	\$ 8,002,513	\$ 4,000,000	\$ 31,528

Allocation
September 30, 2020

Book & Market Value	Investment Total	Consolidated (Pooled)	CCPD	Non-Profit Trust	2016 SWIRFT Bonds	2017 CO's	2019 CO's
Frost DDA	\$ 1,095,919	\$ 876,341	\$ -	\$ 180,377	\$ -	\$ -	\$ -
SSB MMA 1332	873,627	-	873,627	-	-	-	-
SSB MMA 7888	20,604,207	20,604,207	-	-	-	-	-
NexBank MMA	240,637	125,892	-	-	-	114,745	-
NexBank ICS Savings	12,123,465	11,614,238	-	-	-	509,228	-
Veritex Bank MMA	10,016,197	10,016,197	-	-	-	-	-
Goldman Sachs Gov't MMF	1,660,621	-	-	-	1,660,621	-	-
TexPool	32,115,329	16,329,629	6,089,878	193,871	-	1,477,968	23,804
10/22/20-Texas Bank Fin CDARS	2,047,541	2,047,541	-	-	-	-	-
12/11/20-Prosperity Bank CD	3,164,406	3,164,406	-	-	-	-	-
12/11/20-Prosperity Bank CD	2,109,604	2,109,604	-	-	-	-	-
12/14/20-East West Bank CD	5,005,934	5,005,934	-	-	-	-	-
12/15/20-Prosperity Bank CD	3,124,266	3,124,266	-	-	-	-	-
01/21/21-Texas Bank Fin CDARS	241,997	241,997	-	-	-	-	-
01/21/21-Texas Bank Fin CDARS	2,033,018	2,033,018	-	-	-	-	-
01/21/21-Texas Bank Fin CDARS	4,840,107	4,840,107	-	-	-	-	-
01/28/21-Texas Bank Fin CDARS	3,000,000	3,000,000	-	-	-	-	-
04/27/21-Prosperity Bank CD	1,000,762	1,000,762	-	-	-	-	-
06/07/21-Prosperity Bank CD	5,151,191	5,151,191	-	-	-	-	-
07/27/21-Prosperity Bank CD	2,002,033	2,002,033	-	-	-	-	-
09/15/21-Prosperity Bank CD	2,000,000	2,000,000	-	-	-	-	-
Totals	\$ 114,450,862	\$ 95,287,362	\$ 6,963,506	\$ 374,248	\$ 1,660,621	\$ 2,101,940	\$ 23,804

Allocation**September 30, 2020**

(continued)

Book & Market Value	2020 GO Refunding Bonds	Unreimbursed Medical
Frost DDA	\$ —	\$ 39,201
SSB MMA 1332	—	—
SSB MMA 7888	—	—
NexBank MMA	—	—
NexBank ICS Savings	—	—
Veritex Bank MMA	—	—
Goldman Sachs Gov't MMF	—	—
TexPool	8,000,179	—
10/22/20–Texas Bank Fin CDARS	—	—
12/11/20–Prosperity Bank CD	—	—
12/11/20–Prosperity Bank CD	—	—
12/14/20–East West Bank CD	—	—
12/15/20–Prosperity Bank CD	—	—
01/21/21–Texas Bank Fin CDARS	—	—
01/21/21–Texas Bank Fin CDARS	—	—
01/21/21–Texas Bank Fin CDARS	—	—
01/28/21–Texas Bank Fin CDARS	—	—
04/27/21–Prosperity Bank CD	—	—
06/07/21–Prosperity Bank CD	—	—
07/27/21–Prosperity Bank CD	—	—
09/15/21–Prosperity Bank CD	—	—
Totals	\$ 8,000,179	\$ 39,201