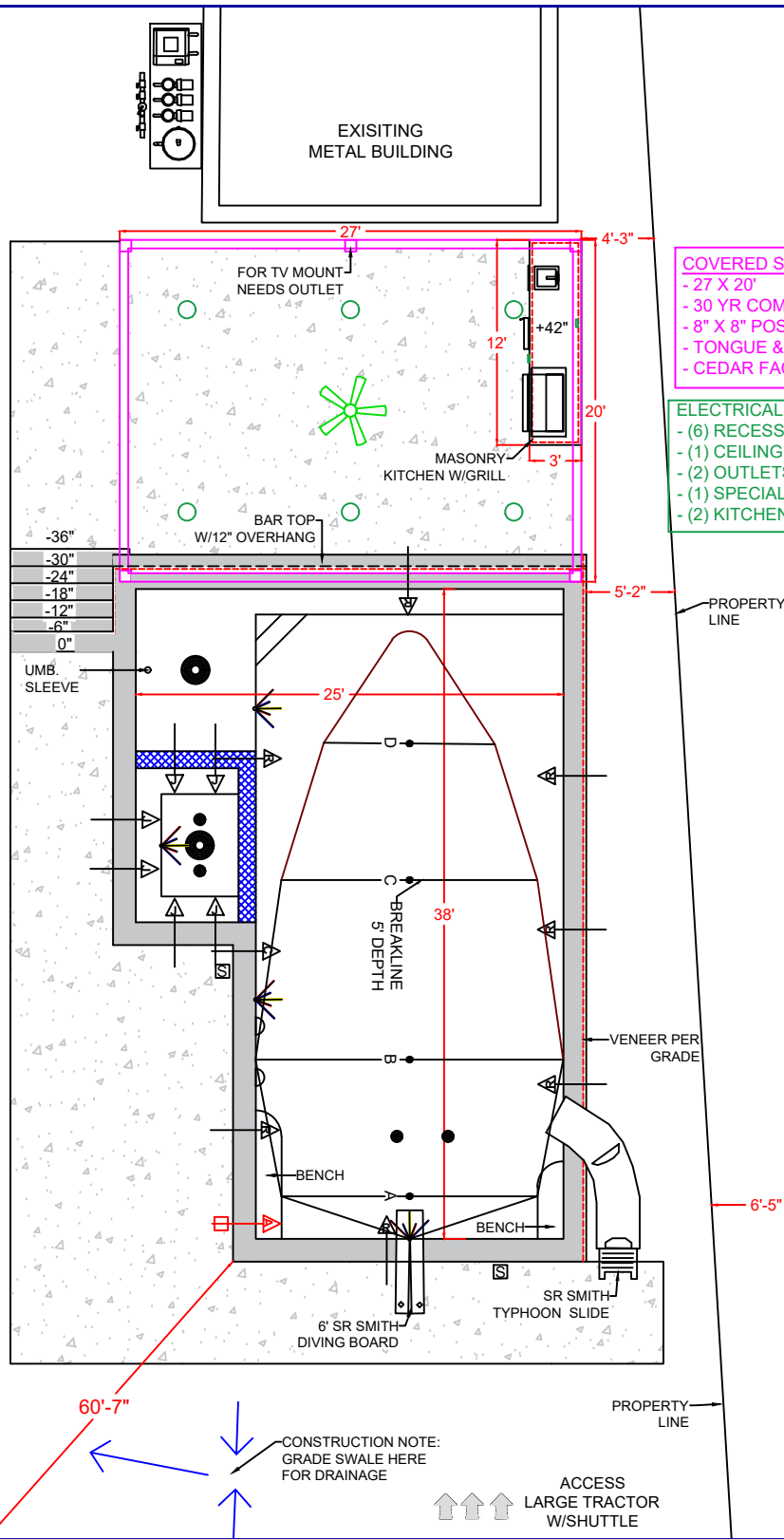
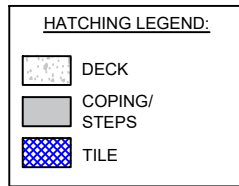


1925 Spring Drive

1927 Spring Drive



COVERED STRUCTURE DETAILS:

- 27 X 20'
- 30 YR COMPOSITE ROOF
- 8" X 8" POSTS
- TONGUE & GROOVE SOFFIT
- CEDAR FACIA

ELECTRICAL DETAILS:

- (6) RECESSED CAN LIGHTS
- (1) CEILING FAN, HOOK UP ONLY
- (2) OUTLETS
- (1) SPECIAL SWITCH
- (2) KITCHEN OUTLETS (LOC. TBD.)

CEDAR PERGOLA DETAILS:

- 12' X 33' W. CONCRETE DECK TO MATCH POOL DECKING
- DOUBLE BEAM
- LATTICE STYLE ROOF
- (6) 6" POSTS

ELECTRICAL DETAILS:

- (5) PENDANT LIGHT HOOK UPS
- (1) OUTLET
- (1) SPECIAL SWITCH

GENERAL POOL SPECIFICATIONS

PERIMETER FT: 126'
 POOL DIMENSIONS: 38' X 25' -- SWIM LANE 38' X 18'
 AREA: 747'
 SHELL TYPE: GUNITE
 SOIL STABILIZATION POOL/DECK/BOTH: YES - POOL ONLY
 DECK: 1282' MAIN DECK PATIO CAP: NA
 LOVESEATS/BENCHES/SWIMOUTS: PER PLAN
 TANNING DECK/BEACH ENTRY: PER PLAN

GENERAL SPA SPECIFICATIONS

DIMENSIONS: 9' X 6'
 JETS: 6
 HEIGHT: 0"
 SPA SURFACE AREA: 54'
 FOUNTAIN: INCLUDED
 SPA SPILLWAY: NEGATIVE EDGE
 BEAM TYPE: STANDARD

EQUIPMENT SPECIFICATIONS

FILTER: PENTAIR 520 SQ/FT CLEAN/CLEAR CARTRIDGE FILTER
 MAIN PUMP: PENTAIR INTELLIFLO3 VSF PUMP
 WATER FEATURE PUMP: PENTAIR INTELLIFLO3 VSF PUMP
 POOL CLEANER: .75 PENTAIR BOOST-RITE BOOSTER PUMP
 CLOCK/COMPUTER: INTELLICENTER I8PS SALT
 SANITIZER COMPONENTS: 320 IN-LINE CHLORINATOR
 HEATER: PENTAIR 400K BTU MASTER TEMP. NG
 POOL LIGHTS: (3) 150' - AQUA COLOR 4" SWIM SENSE
 SPA LIGHTS: (1) 150' - AQUA COLOR 2" SWIM SENSE

WATER/FIRE FEATURE SPECIFICATIONS

FEATURE TYPE 1: TANNING LEDGE GUSHER
 FEATURE TYPE 2: SR SMITH TYPHOON LEFT TURN SLIDE
 FEATURE TYPE 3: SR SMITH 6" DIVING BOARD

STEEL/PLUMBING SPECIFICATIONS

STEEL SIZE: 3/8" STEEL CENTERS: 8"
 POOL CAPACITY: 33,122
 POOL RETURNS: 6 POOL RETURN SIZE: 1.5"
 SKIMMERS: (2) ALLUMINUM POOL SUCTION SIZE: 2"
 DRAIN TYPE: DUAL - VGB APPROVED SPA RETURN SIZE: 2.0"
 OVERFLOW: TBD ON SITE SPA SUCTION SIZE: 2.5"
 EQUIPMENT PAD: CONCRETE
 FILL LINE TYPE: DEDICATED WATER/RPZ/FLOAT
 GAS LINE: GAS PROVIDED AT EQUIP. PAD, EQUIP TO GRILL
 REROUTE: GAS SEWER ELECTRIC IRRIGATION & DRAINAGE

MASTER CONTRACTORS

ELECTRIC: AR ELECTRIC GAS:KTC UNDERGROUND

LEGEND

	POOL RETURN		DUAL-VGB APPROVED DRAINS
	SPA RETURN		POOL/SPA LIGHTS
	CLEANER		SPA/TL FOUNTAIN
	FILL LINE		SKIMMER

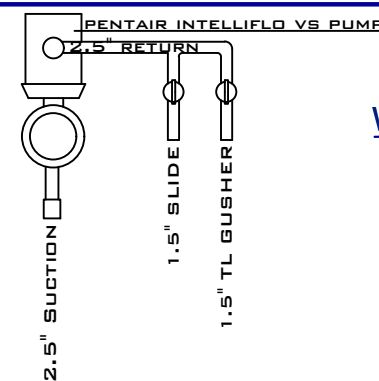
CUSTOM OUTDOOR LIVING DESIGN FOR:

HOME OWNER: RANDKLEV, CHARLES & JENNIFER
 ADDRESS: 1925 & 1927 SPRING DRIVE
 CITY: KELLER, 76262
 LOT/BLOCK/SUB: 6, 4 & 5,4 CROSS TIMBERS ACRES
 PHONE: 817-966-3233 (JENNIFER)
 E-MAIL: JENNIFER.RANDKLEV@PENGUINPATCH.COM
 DIG TESS CONFIRMATION:
 PROJECT MANAGER:

SCALE: 3/32"=1'0"



580 COMMERCE ST. STE. 140 SOUTHLAKE, 76092
 (817) 431-8997
 WWW.WATERCRESTPOOLS.COM



WATER FEATURE PLUMBING

GAME POOL NOT TO SCALE

