

**ARTICLE NINE
Unified Development Code**

Adopted: July 7, 2015



SPECIFIC USE PERMIT (SUP) APPLICATION

SECTION 1. APPLICANT/OWNER INFORMATION

Please Print or Type

Applicant/Developer: Equipment Share
Street Address: 5710 Bull Run Dr.
City: Columbia State: MO Zip: 65201
Telephone: 573-299-5222 Fax: _____ E-mail: Jon.miller@equipmentshare.com
Applicant's Status: (Check One) Owner Tenant Prospective Buyer

Property Owner must sign the application or submit a notarized letter of authorization.

Owner: STORE MArkE Funding XIV, LLC
Street Address: 8377 E. Hartford Dr, Ste. 100
City: Scottsdale State: AZ Zip: 85255
Telephone: 480.256.1100 Fax: 480.256.1101 E-mail: customer.service@storecapital.com
J Miller Signature of Applicant
Date: X 10/11/2021
Angela Donahoe Signature of Owner
Printed Name of Owner
Date: 3/1/22

SECTION 2. PERMIT REQUEST INFORMATION

Property Location: 1675 S main st. Keller, TX 76248
Legal Description:
Lot(s): 1 Block(s): 1600 Subdivision Name: NIA
Unplatted Property Description:
Abstract Name & Number: NIA Tract Number(s): 40282-1-1A
If property is not platted, please attach a metes and bounds description.
Current Zoning: Heavy Industrial Proposed Zoning: same
Current Use of Property: Equipment rental | sales
Proposed Use of Property: same

**ARTICLE NINE
Unified Development Code**

Adopted: July 7, 2015



SPECIFIC USE PERMIT (SUP) APPLICATION

SECTION 3. CHECKLIST

(Please provide each of the items below & initial next to each item)

<input type="checkbox"/>	The application fee
<input type="checkbox"/>	Seven (7) 22" x 34" or 24" x 36" copies are needed, collated and folded to 9" x 12" paper size; electronic copy is recommended upon submittal date.
<input type="checkbox"/>	<p>A written proposal outlining all special conditions and additional requirements for the property controlled by the SUP, including but not limited to:</p> <ul style="list-style-type: none"> • the paving of streets, alleys and sidewalks, • means of ingress and egress to public streets, • provisions for drainage, • adequate off-street parking, • screening and open space, • heights of structures, • compatibility of buildings, • hours of operation, and • time limits. <p>A letter justifying the request and addressing the decision criteria on with the Planning and Zoning Commission and City Council will base their decision.</p> <ol style="list-style-type: none"> 1) The use is harmonious and compatible with surrounding existing uses or proposed uses; 2) The activities requested by the applicant are normally associated with the permitted uses in the base district; 3) The nature of the use is reasonable and appropriate in the immediate area; 4) Any negative impact on the surrounding area has been mitigated; and 5) That any additional conditions specified ensure that the intent of the district purposes are being upheld.
<input type="checkbox"/>	A legal description or meets and bounds description of the property.
<input type="checkbox"/>	<p>Concept Plan. The plan shall be to scale and show the following:</p> <ul style="list-style-type: none"> • topography, • and boundary of SUP area; • physical features of the site; • existing streets, alleys and easements; • location of future public facilities; • parking ratios, the final Detailed Site Plan; • building height and location, elevations; • site landscaping; • off-street parking facilities; • size, height, construction materials, and locations of buildings and the uses to be permitted; • location and instruction of signs; • means of ingress and egress to public streets; • the type of visual screening such as walls, plantings and fences; • the relationship of the intended use to all existing properties and land uses in all directions to a minimum distance of two hundred feet (200') and; • other information to adequately describe the proposed development and to provide data for approval.
<input type="checkbox"/>	Evidence of communicating the proposal with the adjacent neighborhood
<input type="checkbox"/>	Trip Generation Form and, if required per Section 5.03, Traffic Impact Analysis
<input type="checkbox"/>	Additional information or drawings, operations data, or expert evaluation when considering the application, including traffic studies and drainage studies as required by the Development Review Committee.

Scope of work:

- Install 2 new UL 2085 Fire Guard Tanks for Dyed Diesel, Clear Diesel, and Gasoline. One tank will be 4000 gallon split compartment and the other will be 550 gallon. Install 1 new DEF Tote in premanufactured enclosure. Wire up to Fuel Master System and tie in electrical to existing building service. Everything will sit on a concrete pad with bollards surrounding the area. The tanks will be approximately 100 feet from the south property line and approx. 200 feet from the east property line which per NFPA and IFC is plenty of distance away. There will be an emergency shut off within 100 feet of the tanks per NFPA and IFC. The tanks will ONLY be used by EquipmentShare for their fleet fueling needs. Both the concrete work and electrical will be contracted out to licensed companies in that area.

Project Name & Building Permit Number:

- Equipment Share – Keller, TX

Property Information:

- Building Name: Equipment Share - Keller, TX
- Address: 1675 S Main St., Keller, TX 76248
- Owner: Equipment Share
 - District Manager: Blake Rutherford
 - Cell Phone: 1-817-470-5387
 - Email Address: blake.rutherford@equipmentshare.com

Contractor/Applicant Information:

- Agriland FS
 - Construction Manager: Zach Whitney
 - Cell Phone: (660) 654-1932
 - Email Address: zwhitney@agrilandfs.com

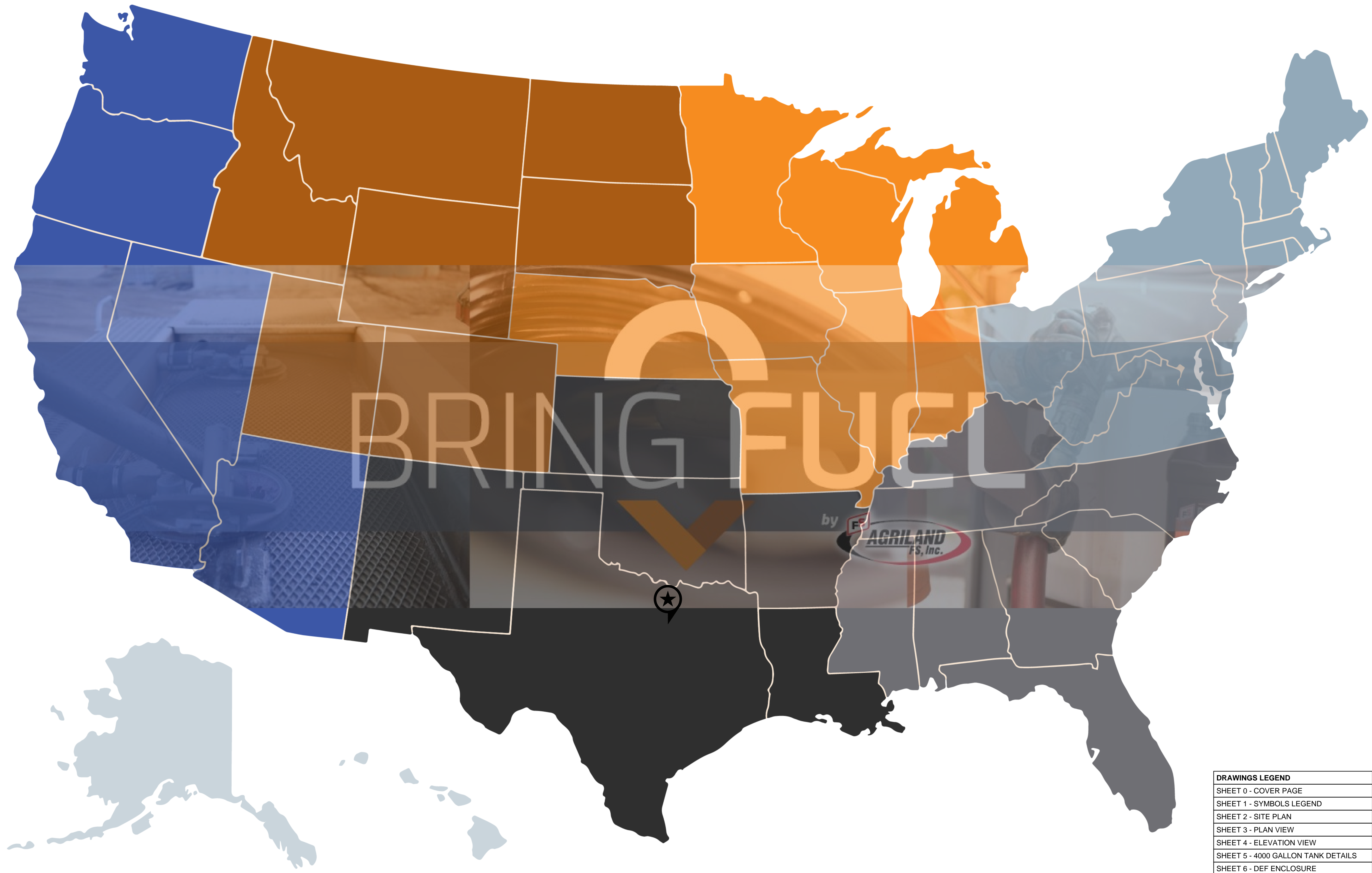
A

B

C

D

E



DRAWINGS LEGEND	
SHEET 0 -	COVER PAGE
SHEET 1 -	SYMBOLS LEGEND
SHEET 2 -	SITE PLAN
SHEET 3 -	PLAN VIEW
SHEET 4 -	ELEVATION VIEW
SHEET 5 -	4000 GALLON TANK DETAILS
SHEET 6 -	DEF ENCLOSURE
SHEET 7 -	ELECTRICAL DRAWING
SHEET 8 -	ELECTRICAL WIRING DIAGRAM
SHEET 9 -	PRODUCT INFORMATION

ISSUE #	ISSUE DATE	DESCRIPTION
01	07/27/2021	FOR OWNER APPROVAL



EquipmentShare

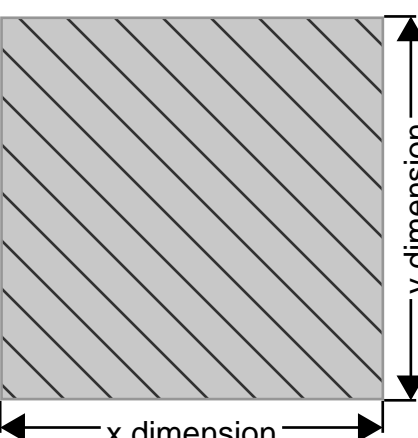
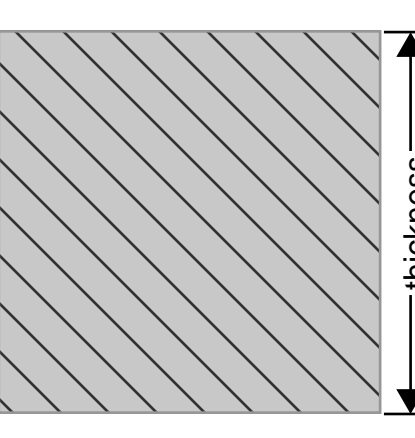
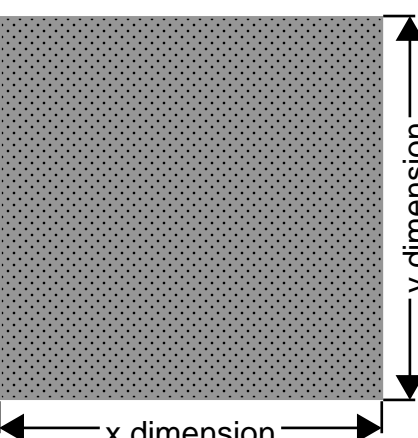
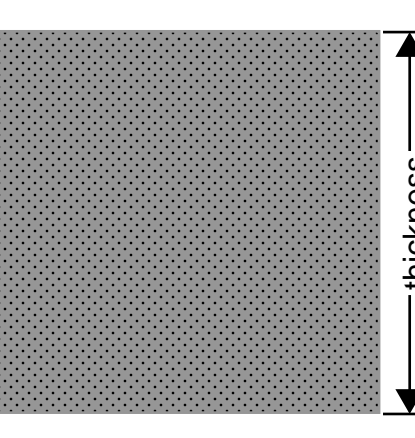

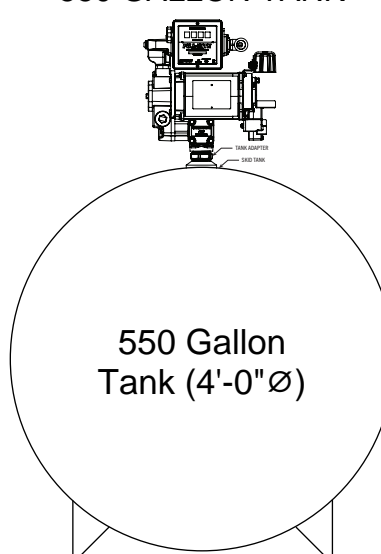

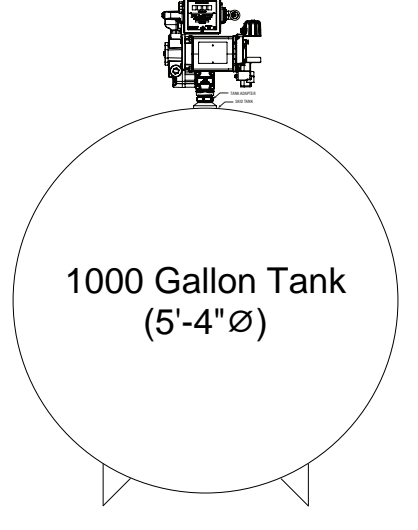
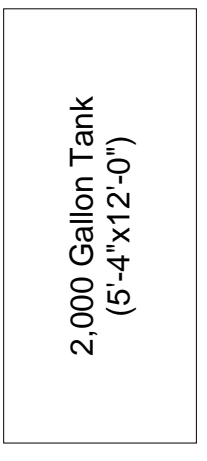
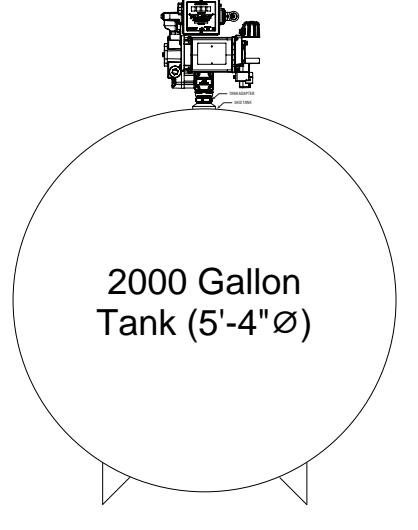
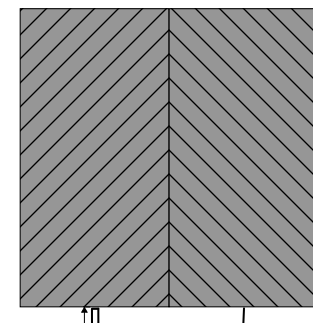
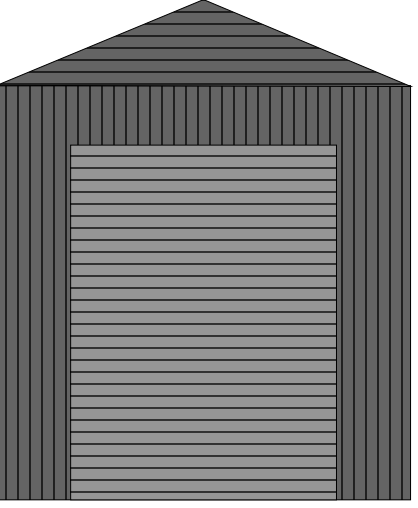









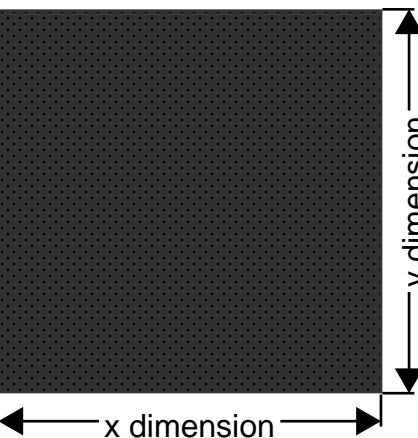
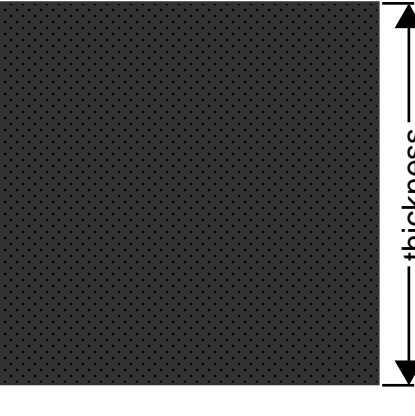


KELLER, TX

1675 S. MAIN ST. KELLER, TX 76248

COVER PAGE

SHEET 0

SYMBOLS

A	<p>EXISTING CONCRETE</p>  <p>PLAN VIEW</p>	<p>EXISTING CONCRETE</p>  <p>ELEVATION VIEW</p>	<p>NEW CONCRETE</p>  <p>PLAN VIEW</p>	<p>NEW CONCRETE</p>  <p>ELEVATION VIEW</p>	<p>550 GALLON TANK</p>  <p>PLAN VIEW</p>	<p>550 GALLON TANK</p>  <p>ELEVATION VIEW</p>	<p>1000 GALLON TANK</p>  <p>PLAN VIEW</p>
B	<p>1000 GALLON TANK</p>  <p>ELEVATION VIEW</p>	<p>2000 GALLON TANK</p>  <p>PLAN VIEW</p>	<p>2000 GALLON TANK</p>  <p>ELEVATION VIEW</p>	<p>DEF ENCLOSURE</p>  <p>PLAN VIEW</p>	<p>DEF ENCLOSURE</p>  <p>ELEVATION VIEW</p>	<p>DEMO BOLLARD</p>  <p>PLAN VIEW</p>	<p>DEMO BOLLARD</p>  <p>ELEVATION VIEW</p>
C	<p>EXISTING BOLLARD</p>  <p>PLAN VIEW</p>	<p>EXISTING BOLLARD</p>  <p>ELEVATION VIEW</p>	<p>NEW BOLLARD</p>  <p>PLAN VIEW</p>	<p>NEW BOLLARD</p>  <p>ELEVATION VIEW</p>	<p>FUEL MASTER</p>  <p>PLAN VIEW</p>	<p>FUEL MASTER</p>  <p>ELEVATION VIEW</p>	<p>PV100</p>  <p>ELEVATION VIEW</p>
D	<p>EXISTING ASPHALT</p>  <p>PLAN VIEW</p>	<p>EXISTING ASPHALT</p>  <p>ELEVATION VIEW</p>	<p>FILL-RITE REMOTE DISPENSER</p>  <p>ELEVATION VIEW</p>	<p>FILL-RITE REMOTE DISPENSER</p>  <p>PLAN VIEW</p>			
E							

ISSUE #	ISSUE DATE	DESCRIPTION
01	07/27/2021	FOR OWNER APPROVAL



A

B

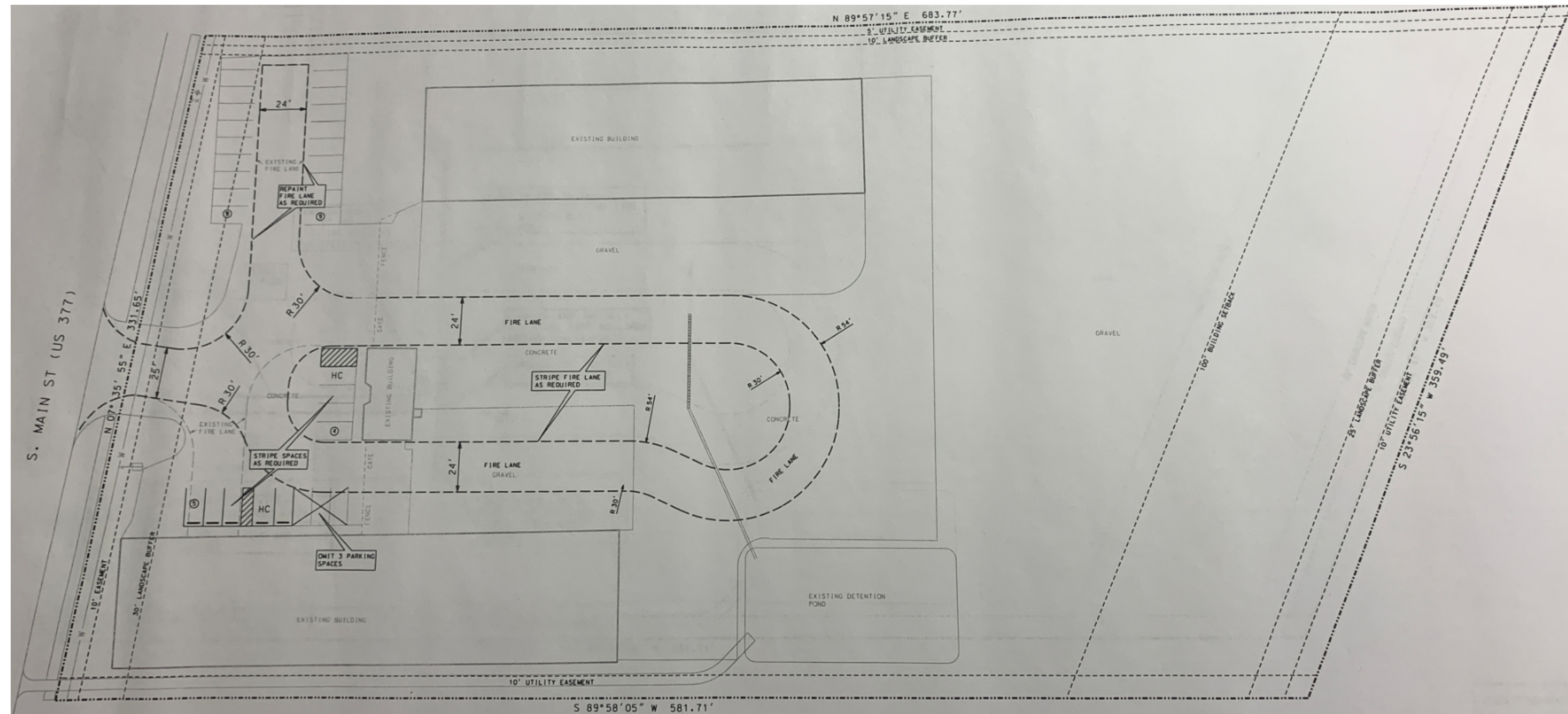
C

D

E



Proposed fuel island



ISSUE # ISSUE DATE DESCRIPTION

01 07/27/2021 FOR OWNER APPROVAL



KELLER, TX

1675 S. MAIN ST. KELLER, TX 76248

SITE PLAN

SHEET 2

A

B

C

D

E

1 2 3 4 5 6 7

FIREGUARD TANK

FIREGUARD TANK

EXISTING CONCRETE PAD

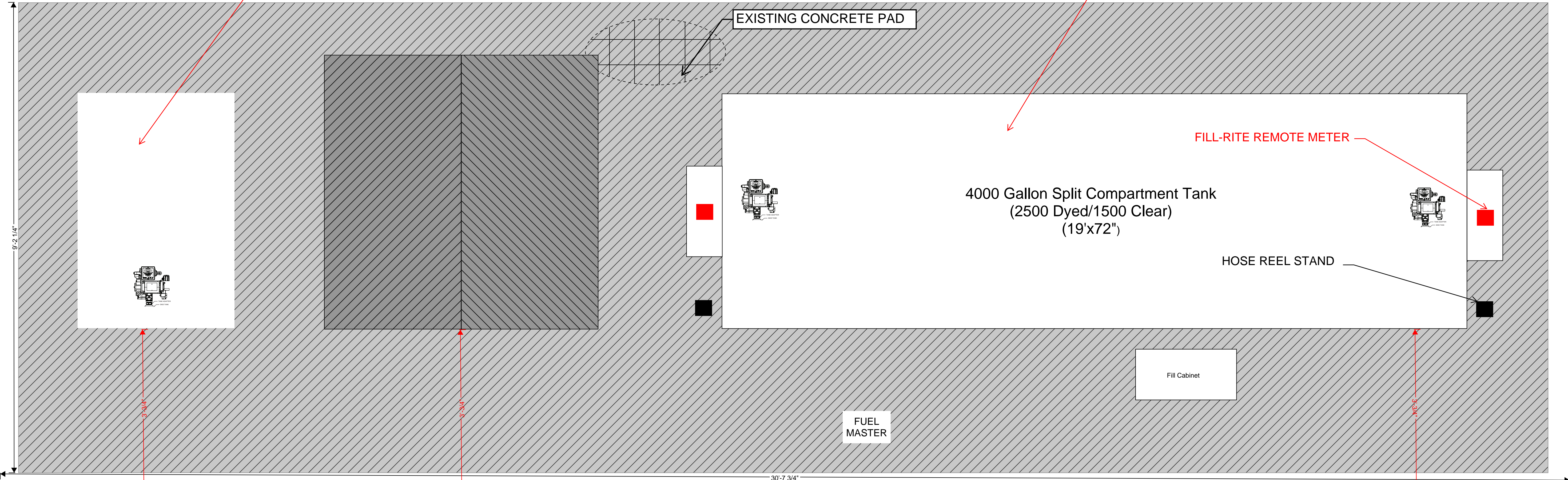
4000 Gallon Split Compartment Tank
(2500 Dyed/1500 Clear)
(19'x72")

FILL-RITE REMOTE METER

HOSE REEL STAND

Fill Cabinet

FUEL MASTER



ISSUE #	ISSUE DATE	DESCRIPTION
01	07/27/2021	FOR OWNER APPROVAL



EquipmentShare

KELLER, TX

1675 S. MAIN ST. KELLER, TX 76248

PLAN VIEW

SHEET 3

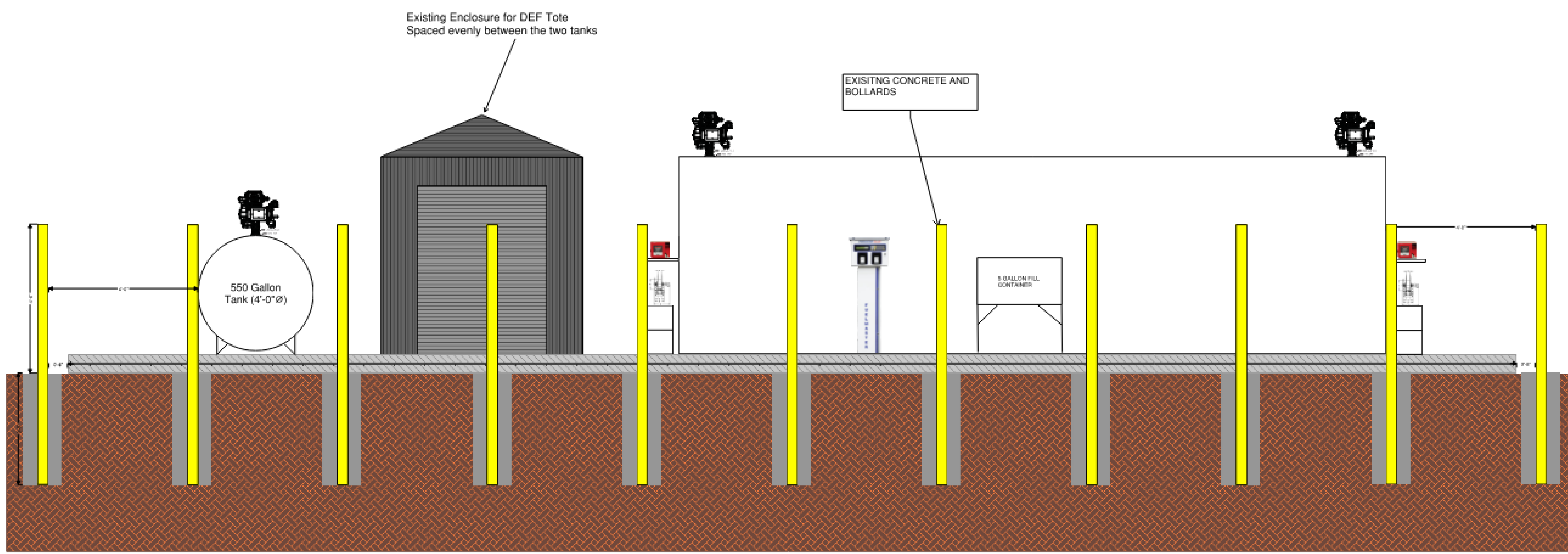
A

B

C

D

E



ISSUE #	ISSUE DATE	DESCRIPTION
01	07/27/2021	FOR OWNER APPROVAL



EquipmentShare

KELLER, TX

1675 S. MAIN ST. KELLER, TX 76248

ELEVATION VIEW

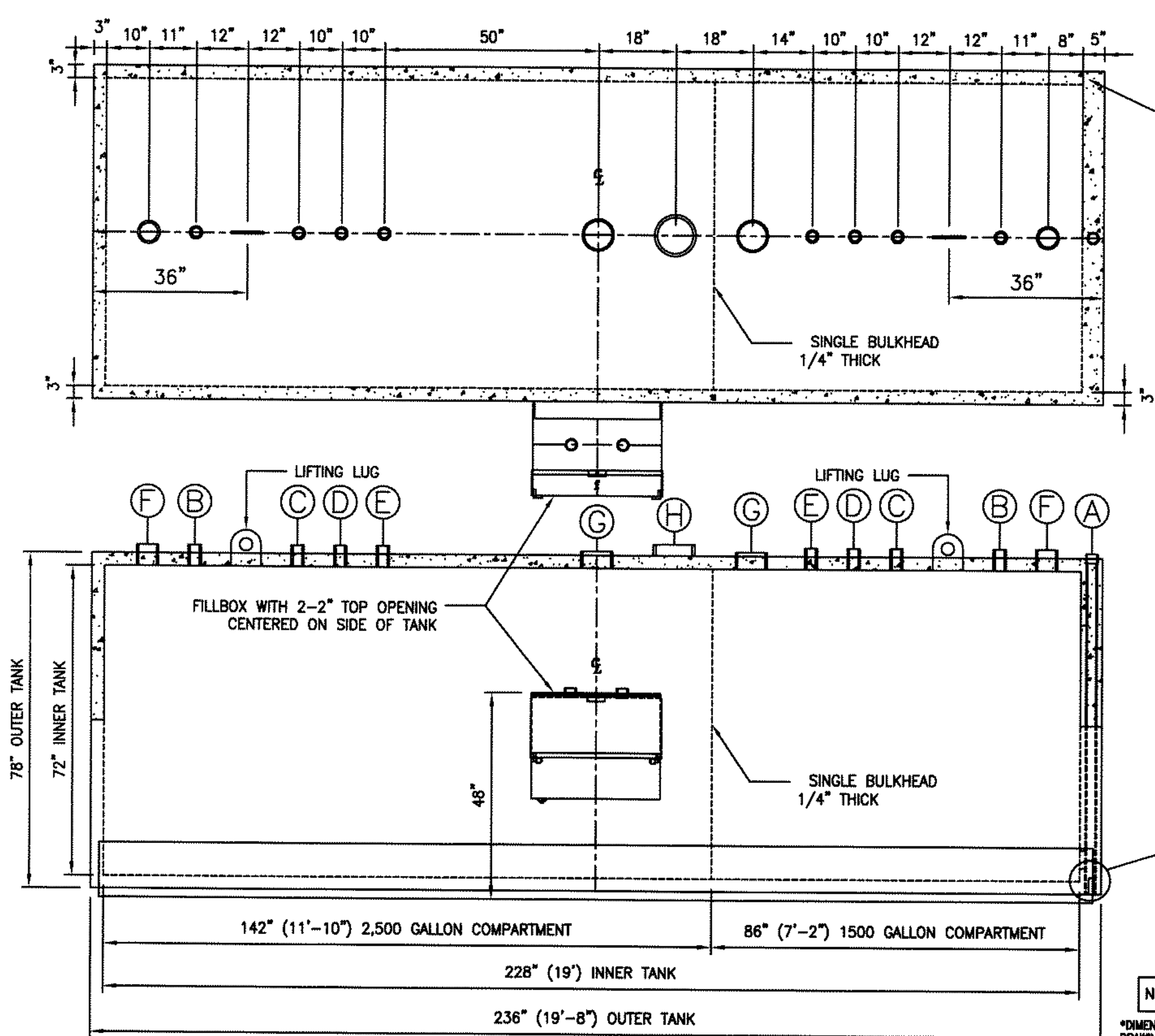
SHEET 4

A
B
C
D
E

FILE LOC. A:\AGRILAND FS INC\AGRILAND-170(81188)

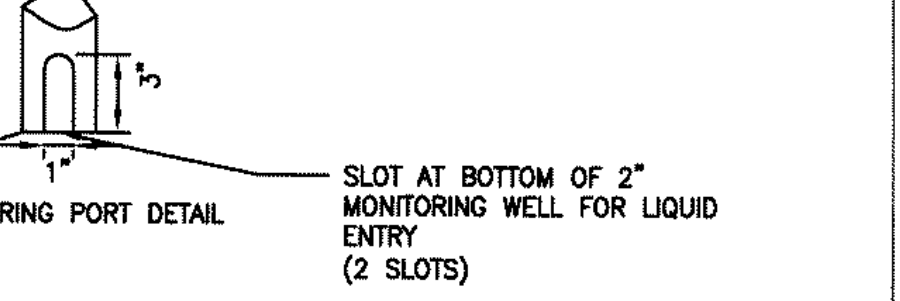
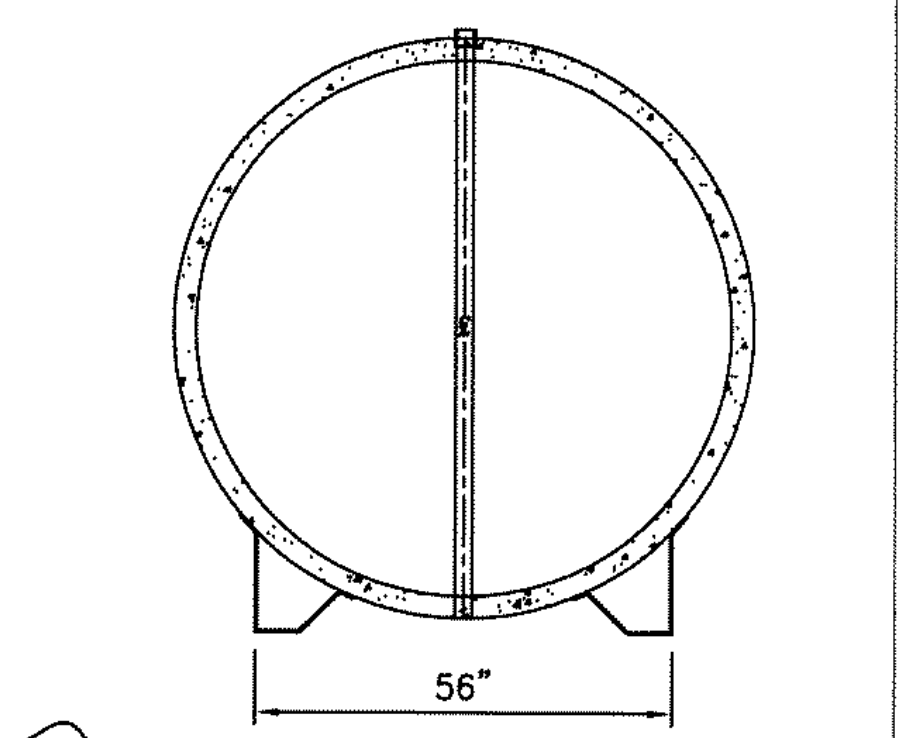
4,000 GALLON 2-COMPARTMENT HORIZONTAL FIREGUARD STORAGE TANK WITH SKID SUPPORTS

PLAN



MK	SIZE	RATING	FACING	SERVICE	PROJ.
A	2"	150#	MALE THREAD	MONITORING PORT	N/A
B	2"	150#	FG COUPLING	OPENING	N/A
C	2"	150#	FG COUPLING	OPENING	N/A
D	2"	150#	FG COUPLING	OPENING	N/A
E	2"	150#	FG COUPLING	OPENING	N/A
F	4"	150#	FG COUPLING	OPENING	N/A
G	6"	150#	COUPLING	INNER TANK E-VENT	N/A
H	8"	150#	1/2 COUPLING	OUTER TANK E-VENT	N/A

ORDER NO.:	81188
NUMBER REQ'D.:	1
WORKING CAPACITY:	4,000 GAL.
INNER SIZE:	72" DIAM X 19' LENGTH
OUTER SIZE:	78" DIAM X 236" LENGTH
TANK GAUGE:	3/16" CS
INNER BULKHEAD:	1/4" CS
OUTER HEADS:	5/16" CS
INNER VENTING:	151,000 CFH (1,500 GAL.)
INNER VENTING:	217,000 CFH (2,500 GAL.)
OUTER VENTING:	272,000 CFH
APPROX. WEIGHT:	12615#



NO SCALE

*DIMENSIONS LISTED ON THIS DRAWING ARE APPROXIMATE. IF ANY SPECIFIC DIMENSIONS ARE CRITICAL TO YOUR APPLICATION, YOU MUST IMMEDIATELY NOTIFY US OF THIS FACT IN WRITING.

ORDER#01108	LAST DRAWING DATE: 09/02/2021
	REVISION DATE: 10/28/2021

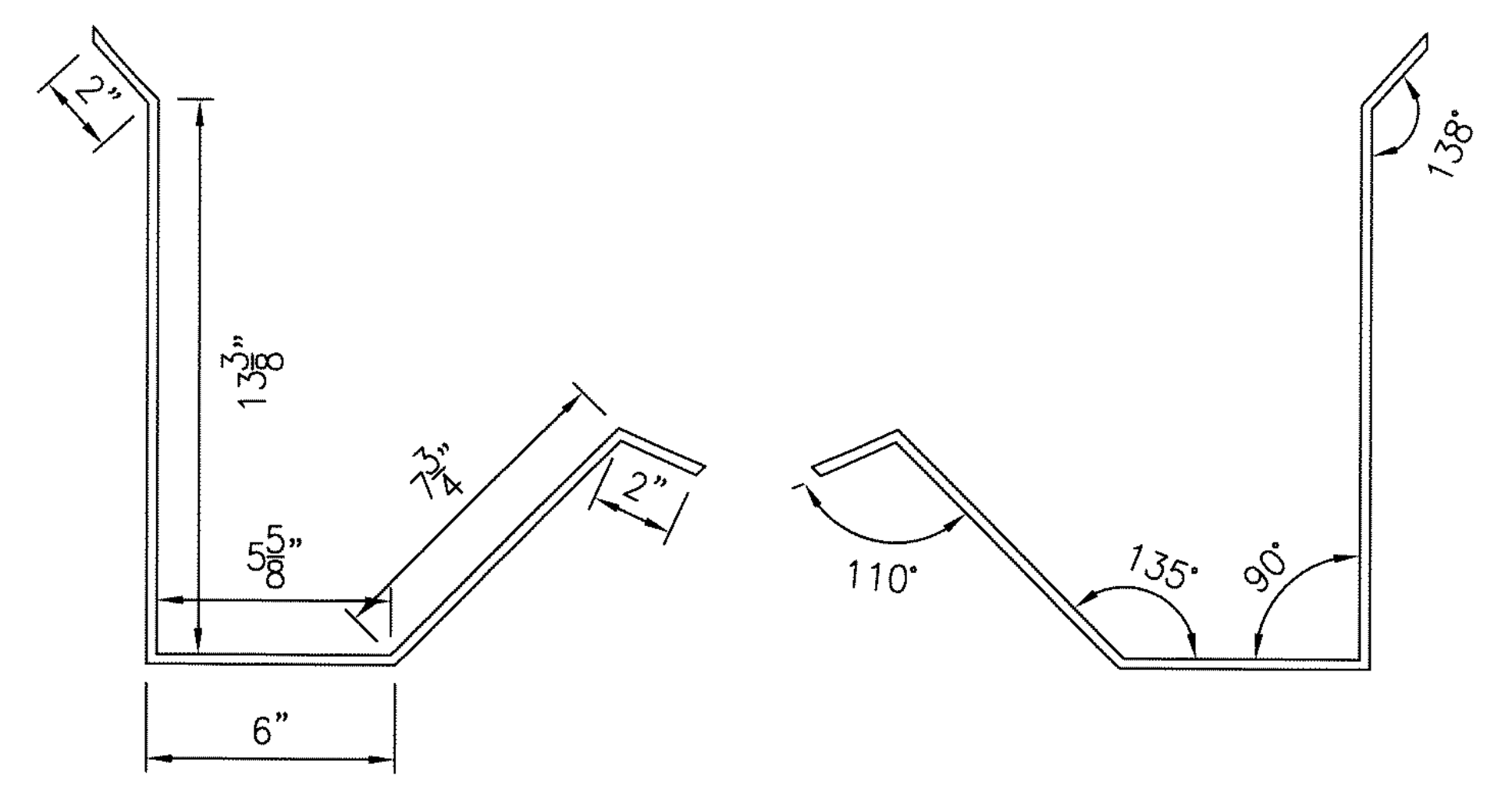
AGRILAND FS INC
4,000 GALLON 2-COMPARTMENT HORIZONTAL FIREGUARD STORAGE TANK WITH SKID SUPPORTS

ZACH GLADMAN - DRAFTER

- NOTES
- TANK TO INCLUDE UL2085 LABEL
 - OPENINGS AS SHOWN
 - 2" OPENINGS TO PUMP LIGHTWEIGHT CAST CONCRETE INSULATION NOT SHOWN
 - PAINT WITH WHITE FIREGUARD PAINT SYSTEM

APPROVED BY	DATE

78" OD 72" INNER FIREGUARD
56" SPACING
2" GAP
1/4" MINIMUM THICKNESS



ISSUE #	ISSUE DATE	DESCRIPTION
01	07/27/2021	FOR OWNER APPROVAL



EquipmentShare

KELLER, TX

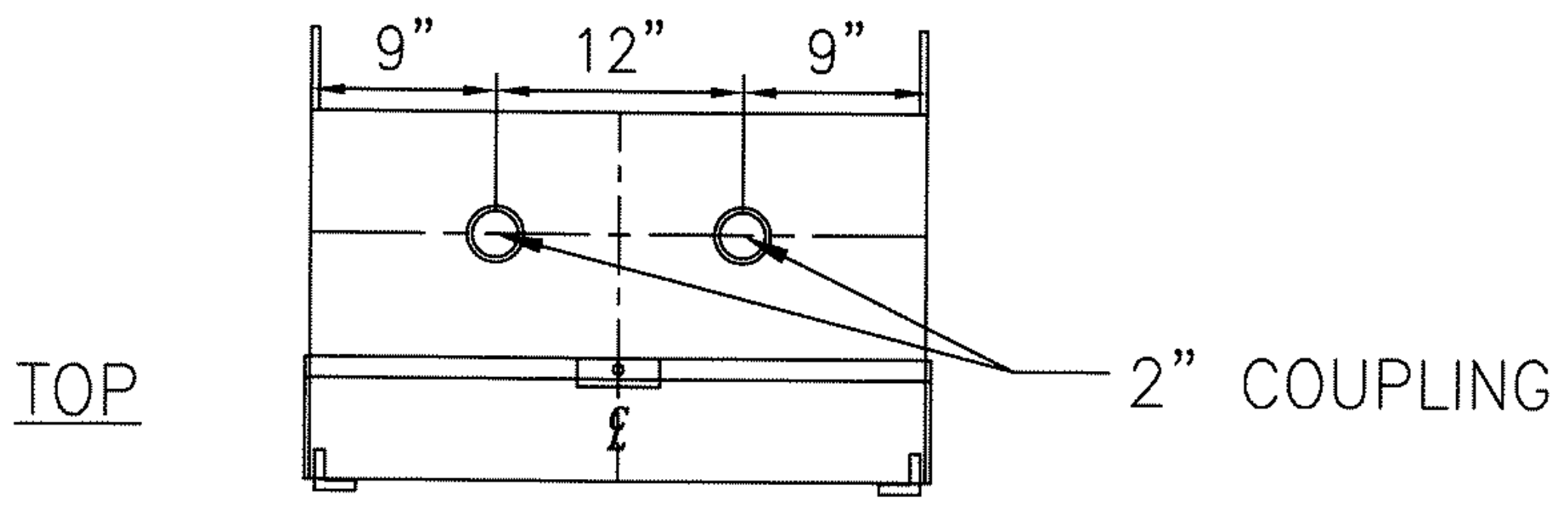
1675 S. MAIN ST. KELLER, TX 76248

4,000 GALLON TANK DETAILS

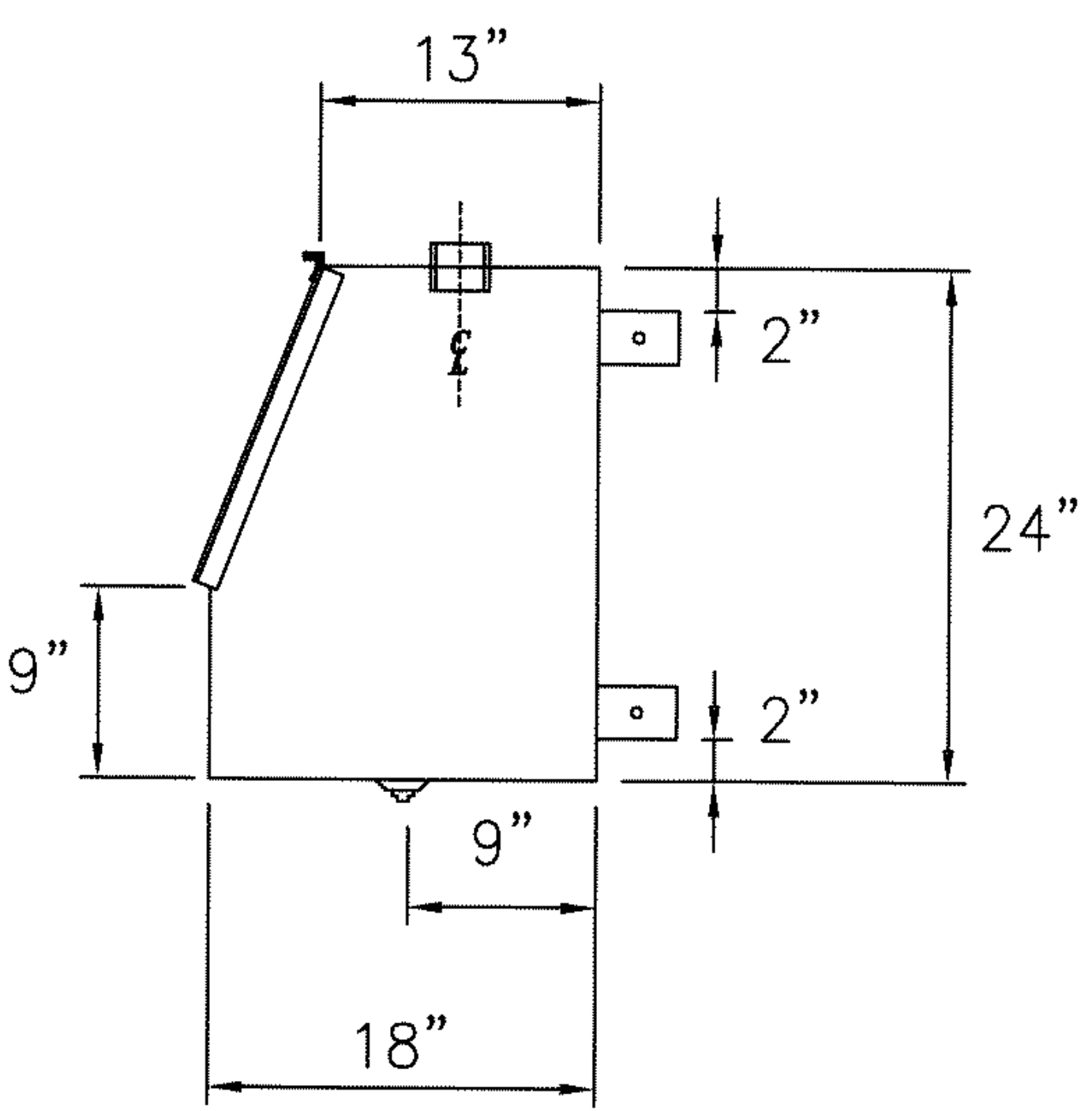
SHEET 5

FILE LOC. TANK PARTS\FILLBOX\21 GALLON FILLBOX

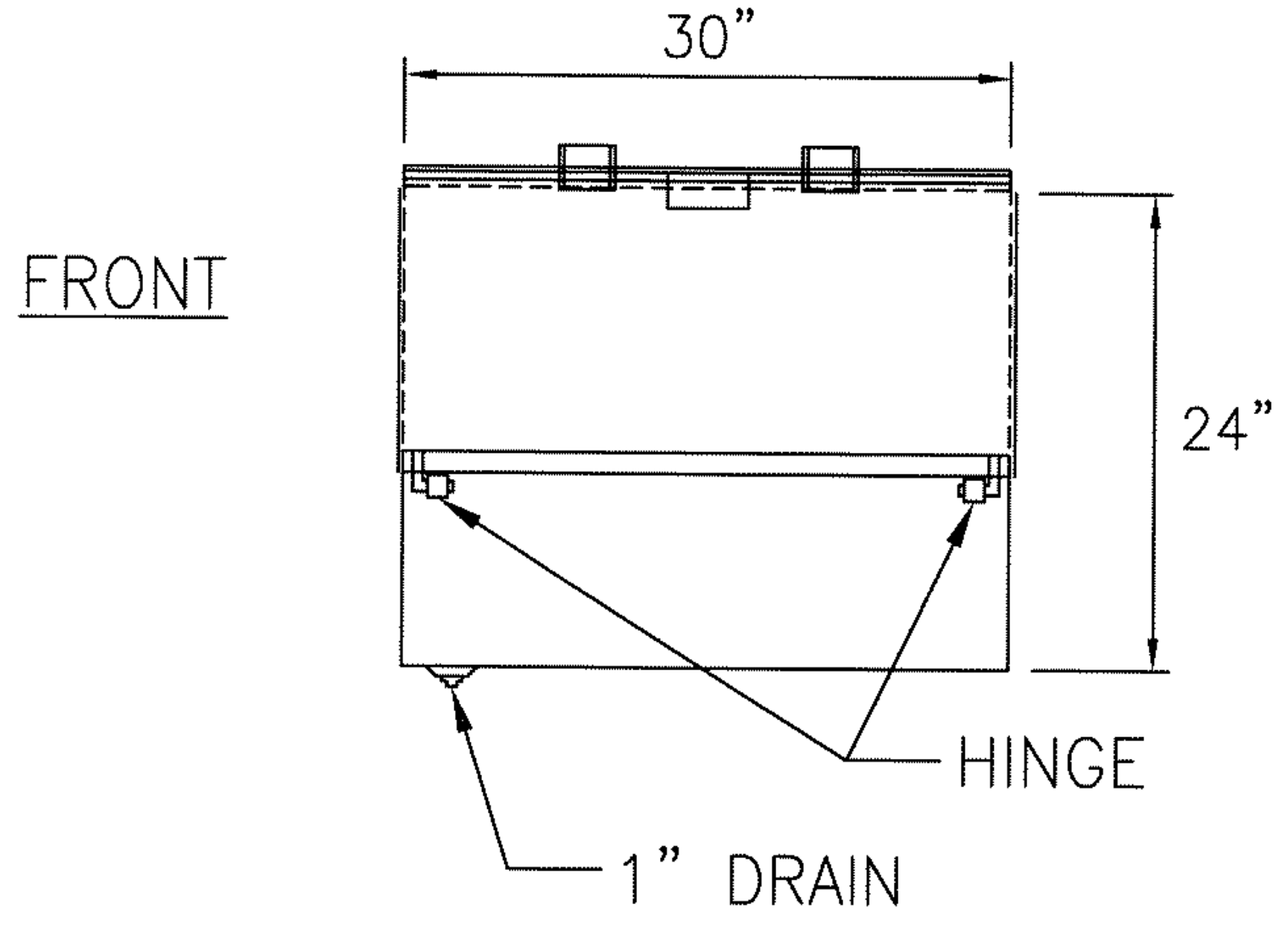
21 GALLON FILLBOX CONTAINER



TOP



SIDE



FRONT

NO SCALE

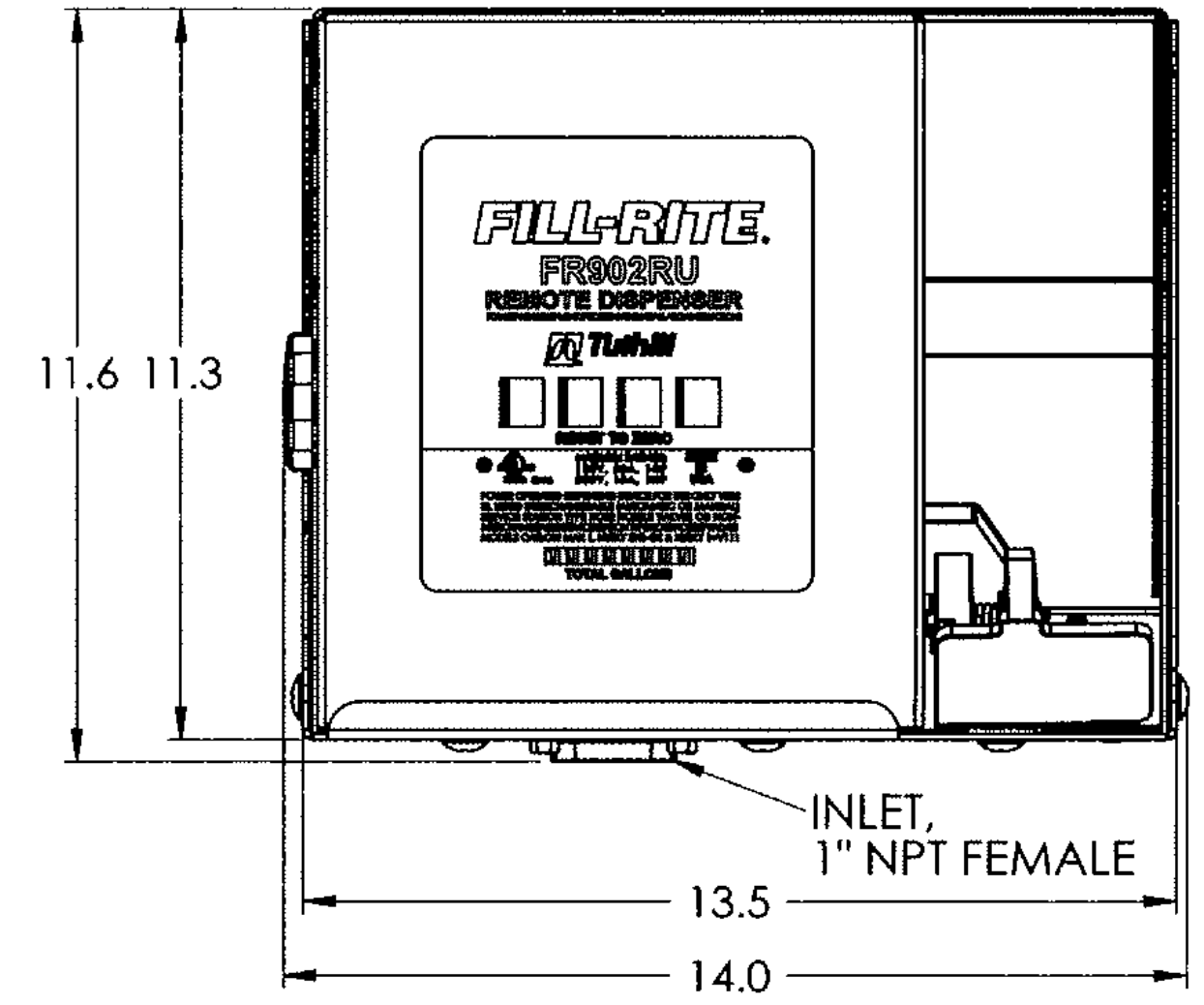
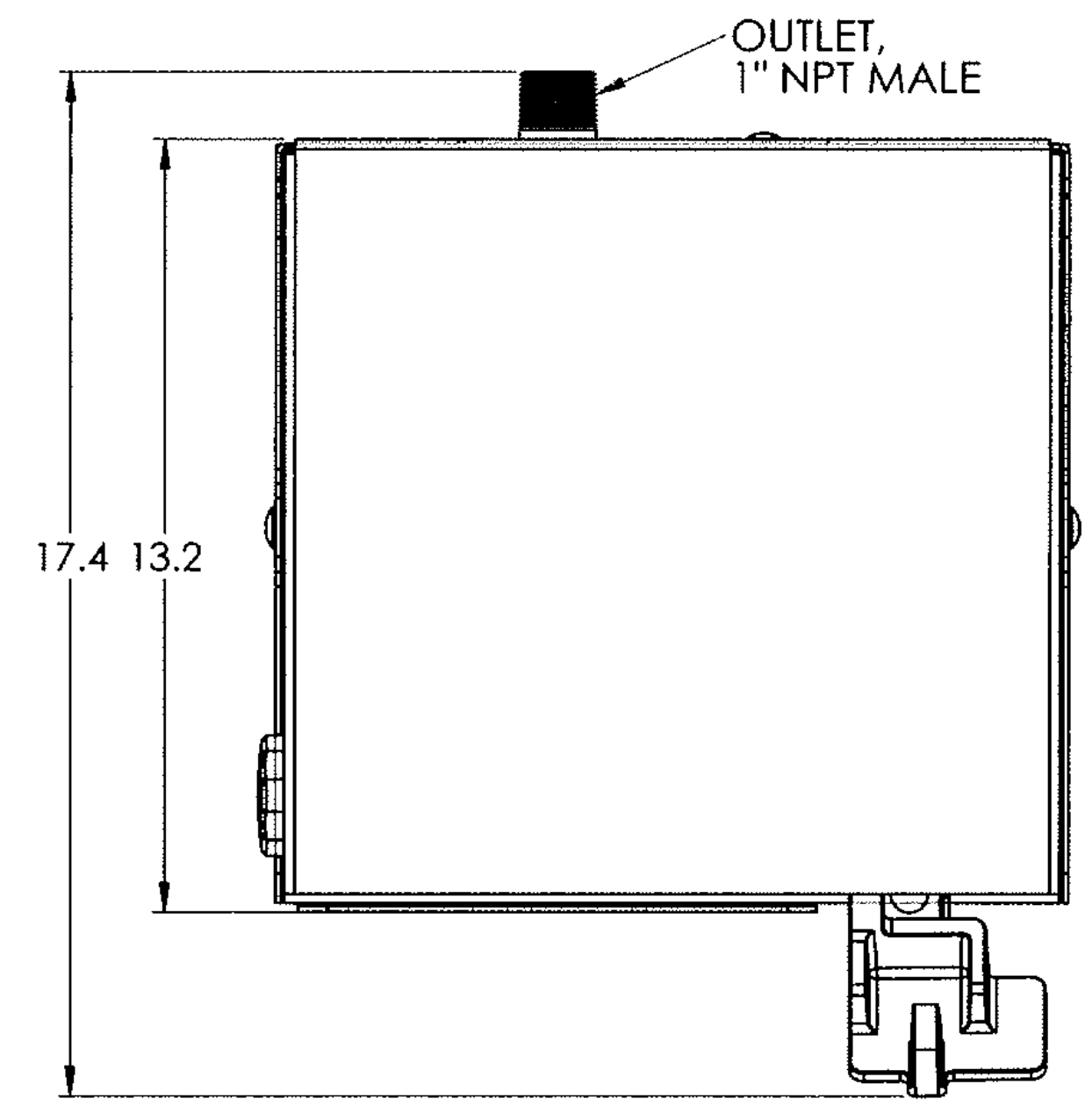
* DIMENSIONS LISTED ON THIS DRAWING ARE APPROXIMATE. IF ANY SPECIFIC DIMENSIONS ARE CRITICAL TO YOUR APPLICATION, YOU MUST IMMEDIATELY NOTIFY US OF THIS FACT IN WRITING.

<p>The J. L. Houston Company Hopkins, MO 64461</p>	ORDER#81188	LAST DRAWING DATE: 09/02/2021
		REVISION DATE: 00/00/0000
<p>AGRILAND FS INC 21 GALLON FILLBOX CONTAINER</p>		
<p>ZACH GLADMAN - DRAFTEE</p>		

APPROVED BY	DATE

NOTE
-12 GA STEEL
-INCLUDES 2-2" COUPLING IN TOP

Cabinet Exterior Dimensions



ISSUE #	ISSUE DATE	DESCRIPTION
01	07/27/2021	FOR OWNER APPROVAL



EquipmentShare

KELLER, TX

1675 S. MAIN ST. KELLER, TX 76248

CABINET DETAILS

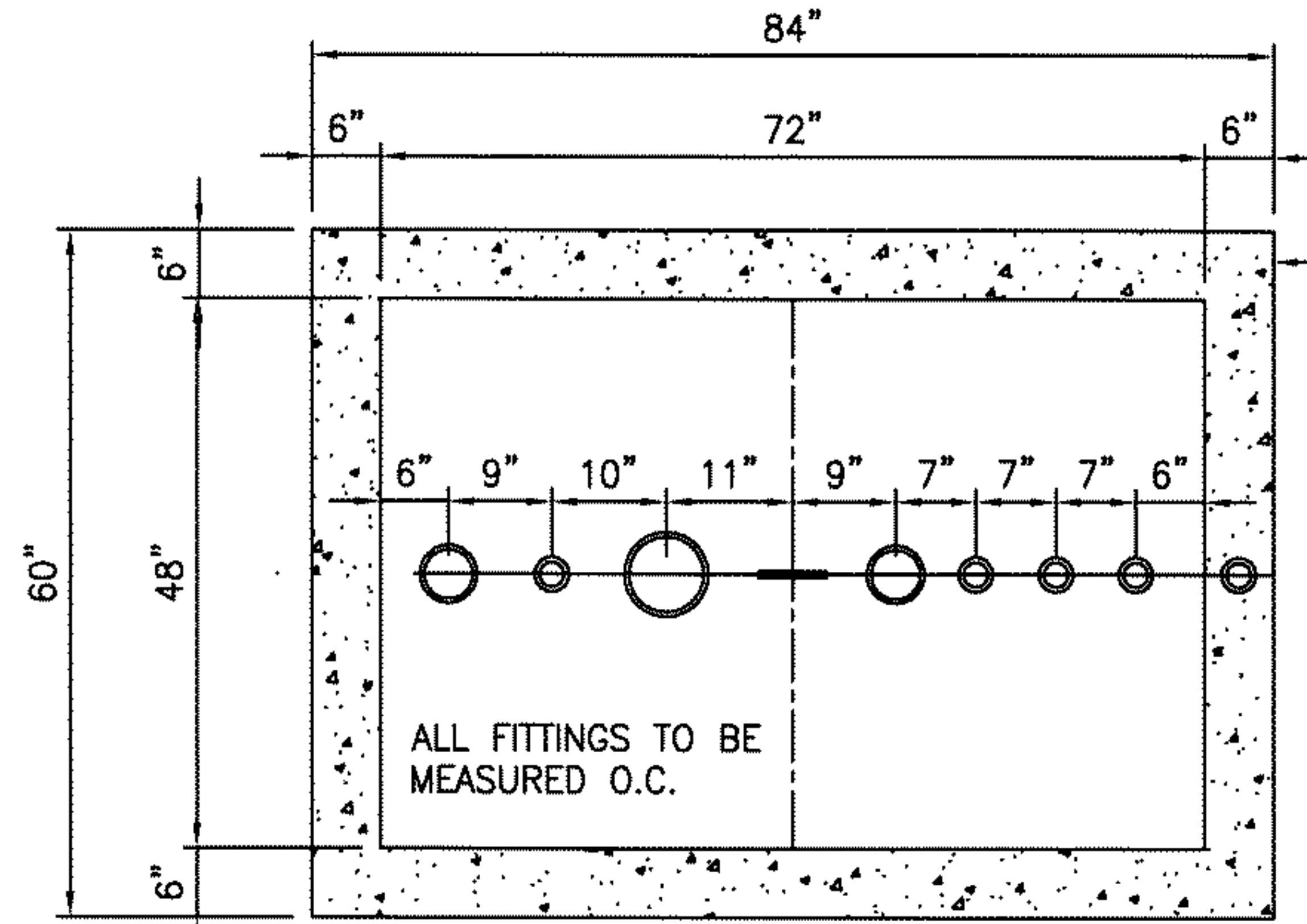
SHEET 6

FILE LOC. A:\AGRILAND FS INC\AGRILAND-172(81278)

550 GALLON HORIZONTAL FIREGUARD WITH SKID SUPPORTS

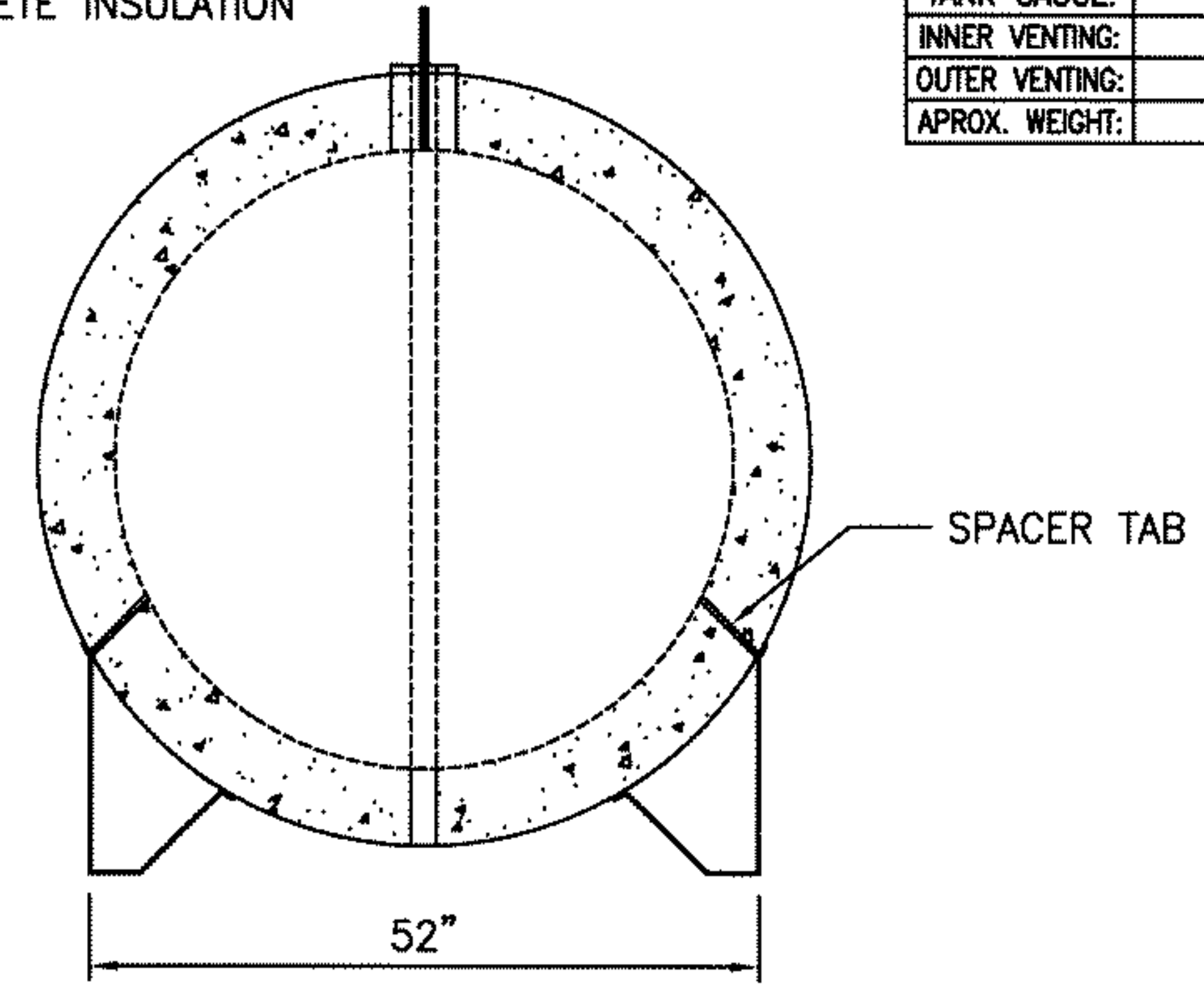
CONNECTION SCHEDULE					
MK	SIZE	RATING	FACING	SERVICE	PROJ.
A	2"	150#	COUPLING	MONITORING PORT	N/A
B	2"	150#	FG COUPLING	OPENING	N/A
C	2"	150#	FG COUPLING	OPENING	N/A
D	2"	150#	FG COUPLING	OPENING	N/A
E	2"	150#	FG COUPLING	OPENING	N/A
F	4"	150#	FG COUPLING	OPENING	N/A
G	4"	150#	FG COUPLING	INNER TANK E-VENT	N/A
H	6"	150#	1/2 COUPLING	OUTER TANK E-VENT	N/A

ORDER NO:	81278
NUMBER REQ'D.:	1
WORKING CAPACITY:	550 GAL.
INNER SIZE:	48" DIAM X 72" LENGTH
OUTER SIZE:	60" DIAM X 84" LENGTH
TANK GAUGE:	10GA. CS
INNER VENTING:	80,000 CFH
OUTER VENTING:	118,000 CFH
APROX. WEIGHT:	4200#



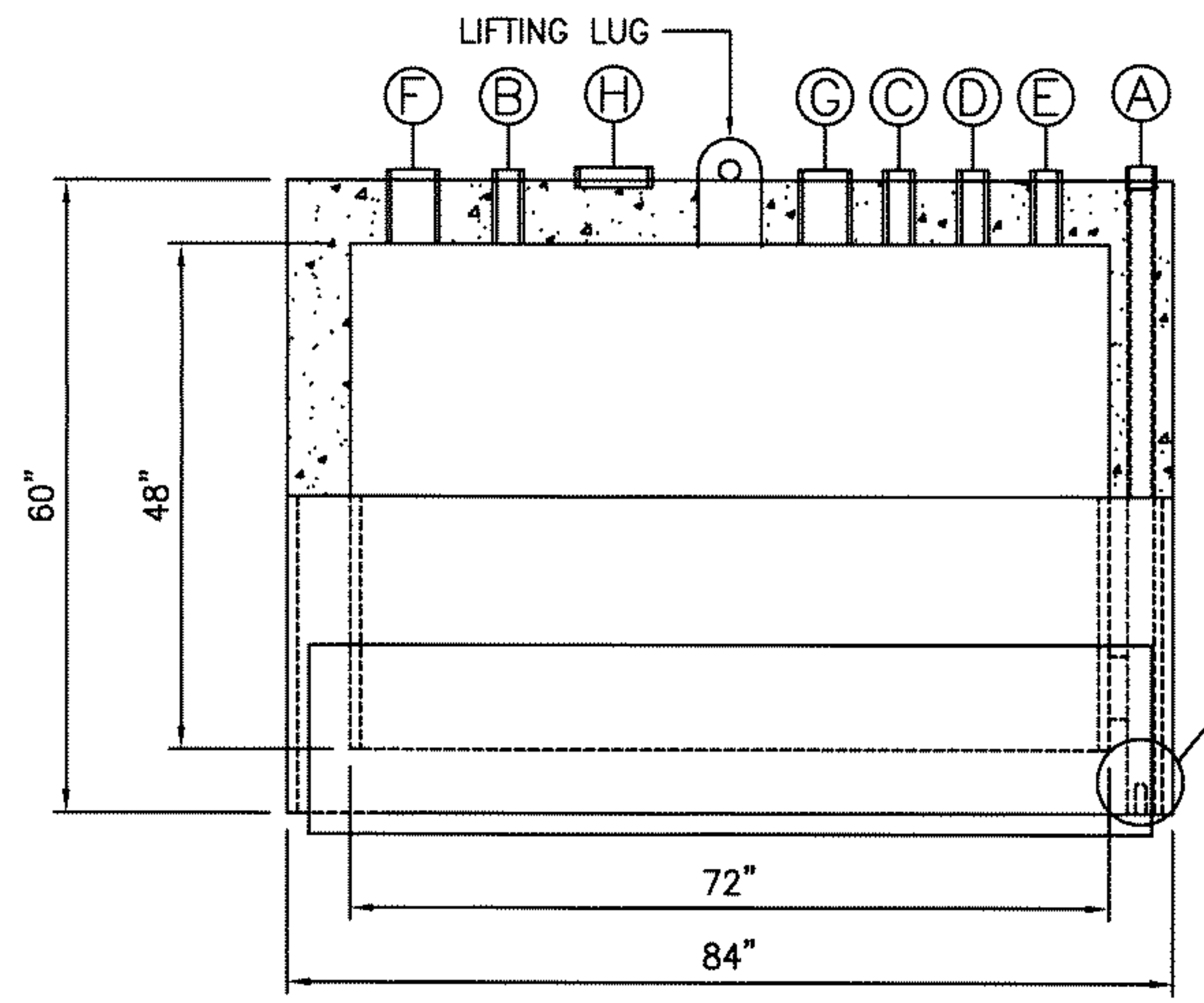
6" MONOLITHIC LIGHTWEIGHT CAST CONCRETE INSULATION

ALL FITTINGS TO BE MEASURED O.C.



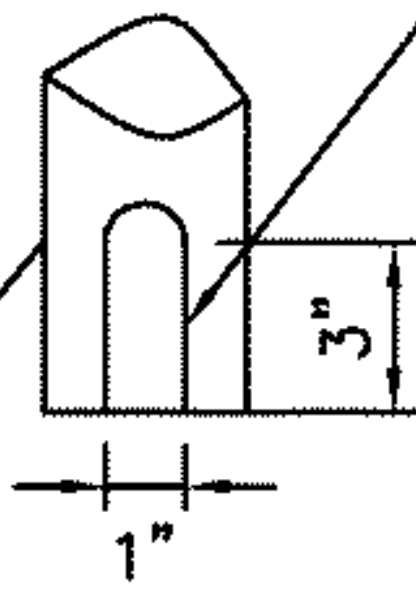
SPACER TAB

PLAN



LIFTING LUG

SLOT AT BOTTOM OF 2" MONITORING WELL FOR LIQUID ENTRY (2 SLOTS)



- NOTE
- TANK TO INCLUDE UL2085 LABEL
 - OPENINGS AS SHOWN
 - TANK INCLUDES 2" OPENINGS TO PUMP LIGHTWEIGHT CAST CONCRETE INSULATION (NOT SHOWN)
 - PAINT WITH WHITE FIREGUARD PAINT SYSTEM

NO SCALE

*DIMENSIONS LISTED ON THIS DRAWING ARE APPROXIMATE. IF ANY SPECIFIC DIMENSIONS ARE CRITICAL TO YOUR APPLICATION, YOU MUST IMMEDIATELY NOTIFY US OF THIS FACT IN WRITING.

APPROVED BY	DATE

The J. L. Houston Company
Hopkins, MO 64461

ORDER#81278	LAST DRAWING DATE: 10/27/2021	REVISION DATE: 00/00/0000
-------------	-------------------------------	---------------------------

AGRILAND FS INC
550 GALLON HORIZONTAL FIREGUARD WITH SKID SUPPORTS

ZACH GLADMAN - DRAFTEE

ISSUE # ISSUE DATE DESCRIPTION FOR OWNER APPROVAL

01	07/27/2021	
----	------------	--



EquipmentShare

KELLER, TX

1675 S. MAIN ST. KELLER, TX 76248

550 GALLON TANK DETAILS

SHEET 7

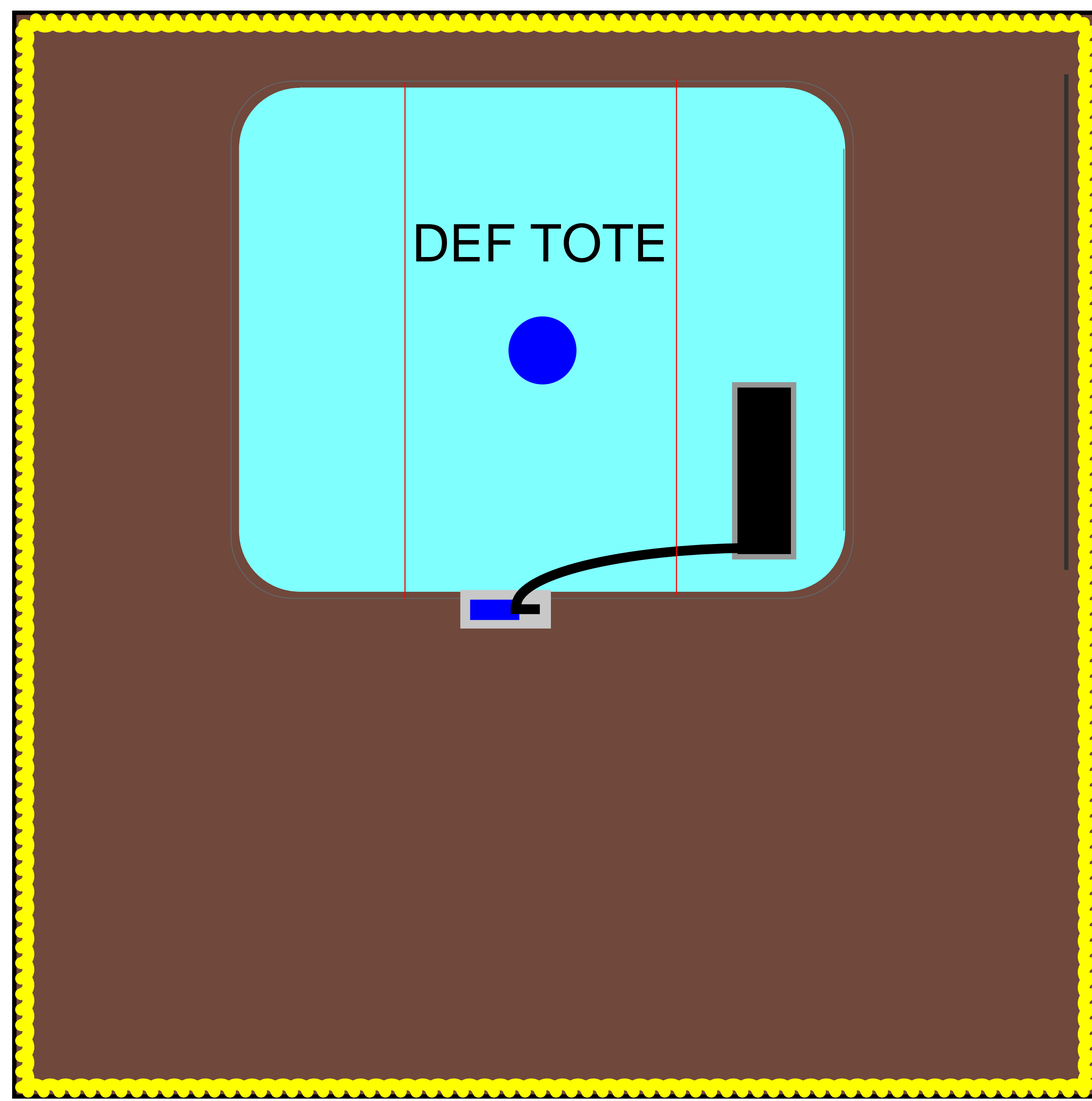
1 2 3 4 5 6 7

A

LAYOUT PLAN

CEILING LAYOUT PLAN

B



C

D

E



ISSUE #	ISSUE DATE	DESCRIPTION
01	07/27/2021	FOR OWNER APPROVAL



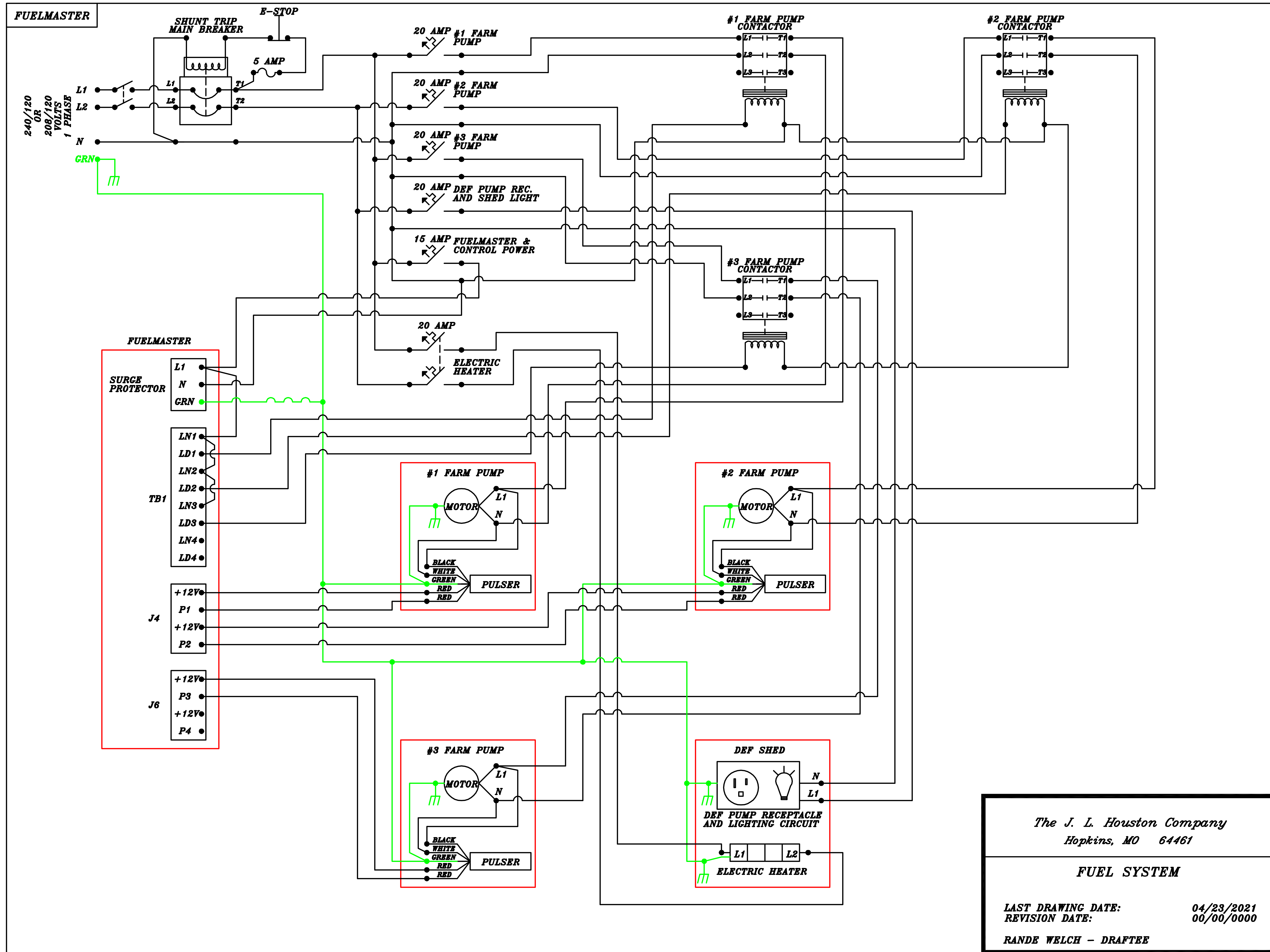
KELLER, TX

1675 S. MAIN ST. KELLER, TX 76248

DEF ENCLOSURE

SHEET 8

A
B
C
D
E



ISSUE #	ISSUE DATE	DESCRIPTION
01	07/27/2021	FOR OWNER APPROVAL



EquipmentShare

KELLER, TX

1675 S. MAIN ST. KELLER, TX 76248

The J. L. Houston Company
Hopkins, MO 64461

FUEL SYSTEM

LAST DRAWING DATE: 04/23/2021
REVISION DATE: 00/00/0000

RANDE WELCH - DRAFTEE

ELECTRICAL WIRING DIAGRAM

SHEET 9



FR300 Series - Heavy Duty

DIESEL

35 GPM

- Diesel and Gasoline
- 18' Lift
- For use with Above Ground and Underground Tanks
- 35% Faster Flow
- For Large Fleets

115/230 Volt

FR319VB	FR310VN	FR311VN	FR311VB	FR311VLB	FR319VB
Flow Rate (GPM/LPM)	Up to 35/132	Up to 35/132	Up to 35/132	Up to 35/132	Up to 35/132
Inlet/Outlet	1 1/4" / 1"	1 1/4" / 1"	1 1/4" / 1"	1 1/4" / 1"	1 1/4" / 1"
Horse Power	3/4	3/4	3/4	3/4	3/4
Hz	50/60	50/60	50/60	50/60	50/60
Amps	9.8/4.9/11.4/5.7	9.8/4.9/11.4/5.7	9.8/4.9/11.4/5.7	9.8/4.9/11.4/5.7	9.8/4.9/11.4/5.7
Included Accessories	Pump Only	Mechanical Meter [Gal]	1" x 18' Hose, 1" Ultra Hi-Flow Auto Nozzle, Mechanical Meter [Gal]	1" x 18' Hose, 1" Ultra Hi-Flow Auto Nozzle, Mechanical Meter [Liter]	1" x 18' Hose, 1" Ultra Hi-Flow Auto Nozzle, Digital Meter



FR700 Series - Heavy Duty

GASOLINE

20 GPM

- 12' Lift
- For use with Above Ground and Underground Tanks
- For Small Fleets

115 Volt

FR701V	FR700V	FR701V	FR701VL	FR710VN	FR711VA
Flow Rate (GPM/LPM)	Up to 20/75	Up to 20/75	Up to 20/75	Up to 20/75	Up to 20/75
Inlet/Outlet	1 1/4" / 3/4"	1 1/4" / 3/4"	1 1/4" / 3/4"	1 1/4" / 1"	1 1/4" / 1"
Horse Power	1/3	1/3	1/3	1/3	1/3
Hz	60	60	60	60	60
Amps	5.5	5.5	5.5	5.5	5.5
Included Accessories	3/4" x 12' Hose, 3/4" Manual Nozzle (For Pump Only order FR700VN)	3/4" x 12' Hose, 3/4" Manual Nozzle, Mechanical Meter [Gal]	3/4" x 12' Hose, 3/4" Manual Nozzle, Mechanical Meter [Liter]	Pump Only	1" x 18' Hose, 1" Ultra Hi-Flow Auto Nozzle, Mechanical Meter [Gal]

SUZZARABLU TOTE KIT

PART# FOO201A1H (120V PRO: PUMP, METER, AUTO-NOZZLE)
 FOO201A2H (120V BASIC: PUMP, MANUAL NOZZLE)
 FOO201A5H (120V BASIC+: PUMP, AUTO-NOZZLE)
 FOO201A8B (12V PRO: PUMP, METER, AUTO-NOZZLE)
 FOO201A9B (12V BASIC: PUMP, MANUAL NOZZLE)

PERFORMANCE

UP TO 9 GPM

AC/DC VOLTAGE

HOSE LENGTH: 20 FT

DUTY CYCLE: 20 MIN ON/OFF

DETAILS



FLUIDS: **A** **D** **W**



J. L. HOUSTON CO. HOME J. L. HOUSTON CO. INDEX

FIREGUARD® DOUBLEWALL FIRE PROTECTED TANKS



Every FIREGUARD® tank is UL 2085 listed for Insulated Secondary Containment of flammable liquids. Provides thermal insulation and a 2-Hour fire rating while providing UL recognized secondary containment.

The FIREGUARD® Tank system meets UL and Steel Tank Institute requirements for a thermally insulated, secondary containment providing a minimum of 110% containment of primary tank. FIREGUARD® tanks have been tested to prove impact resistance. Porous insulation allows any leaking liquid to quickly pass to the monitoring port and all FIREGUARD® tanks carry a 30 year limited warranty. All tanks include an emergency vent on inner tank and outer secondary containment.

CYLINDRICAL TANKS

Capacity (gal)	Inner Tank Gauge	Outlets Included	Tank Dimensions"	Tank with Skids Weight	Tank with Skids PRICE	Tank with Saddles Weight	Tank with Saddles PRICE	Extra for 2nd Contm
200	10	"A"	48 X 60	2032		2300		
300	10	"A"	50 X 72	2489		2700		
550	10	"A"	60 X 84	3616		4000		
800	10	"A"	60 X 114	4645		5000		
1000	10	"B"	70 X 80	3797		4300		
1000	10	"B"	54 X 140	4209		4400		
1500	7	"B"	70 X 116	5363		6000		
2000	7	"B"	70 X 152	6649		7200		
2500	7	"B"	70 X 188	7935		8500		
2500	7	"B"	78 X 152	8810		9500		
3000	7	"B"	78 X 176	9897		10500		
4000	7	"C"	78 X 236	12615		13100		
5200	1/4"	"D"	102 X 176	15436		16900		
6000	1/4"	"D"	102 X 200	17050		18400		
8000	1/4"	"D"	102 X 260	21153		22300		
10000	1/4"	"D"	102 X 332	25995		26800		
12000	1/4"	"D"	102 X 392	30099		30600		
12000	1/4"	"D"	126 X 260	27749		29500		
15000	1/4"	"D"	120 X 347	32741		34000		
15000	1/4"	"D"	126 X 320	32808		34200		
20000	1/4"	"D"	120 X 461	41869		42600		
25000	1/4"	"E"	120 X 574	50917		51000		
30000	1/4"	"E"	120 X 687	59966		59500		
30000	1/4"	"E"	132 X 628			61700		
30000	1/4"	"E"	144 X 476			55500		

RECTANGULAR TANKS

200	10	"A"	44"W x 44"H x 60"L	2300
300	10	"A"	50"W x 50"H x 60"L	2700
500	10	"A"	48"W x 49"H x 102"L	4000

Inner Tank

Fittings "A" -1-4", 4-2", 4" Emergency Vent Opening; --- 4" Emergency Vent Opening, 2" Monitor Port
 Fittings "B" -1-4", 4-2", 6" Emergency Vent Opening; --- 6" Emergency Vent Opening, 2" Monitor Port
 Fittings "C" -1-4", 4-2", 8" Emergency Vent Opening; --- 8" Emergency Vent Opening, 2" Monitor Port
 Fittings "D" -8-4", 8" Emergency Vent Opening; --- 8" Emergency Vent Opening, 2" Monitor Port
 Fittings "E" -8-4", 10" Emergency Vent Opening; --- 10" Emergency Vent Opening, 2" Monitor Port

Many other tank sizes are also availableContact us for specifications and pricing

J. L. HOUSTON CO. HOME

J. L. HOUSTON CO. INDEX

ISSUE # ISSUE DATE DESCRIPTION FOR OWNER APPROVAL
 01 07/27/2021



EquipmentShare

KELLER, TX

1675 S. MAIN ST. KELLER, TX 76248

PRODUCT INFORMATION

SHEET 10