



## Façade Improvement Grant Program Application

### I. Applicant Information

- A. Applicant Name Courtney Mair & Danielle Sinclair
- B. Business Name Swanky Chic Boutique
- C. Street Address 241 S. Main St. Keller, TX 76248
- D. Mailing Address 241 S. Main St. Keller, TX 76248
- E. Work Phone <sup>Courtney</sup> 940) 232-1454 Cell Phone <sup>Danielle</sup> 817) 713-4582
- F. Email swankychicboutique@yahoo.com

### II. Property Owner Information (if different from Applicant)

- A. Owner Name Ron & Lori Cimonetti
- B. Business Name ~~Swanky Chic Boutique~~
- C. Street Address 2303 Wilke Ct  
Colleyville TX 76034
- D. Mailing Address 2303 Wilke Ct.  
Colleyville, TX 76034
- E. Work Phone \_\_\_\_\_ Cell Phone 817-715-4441-Ron
- F. Email \_\_\_\_\_

### III. Property and Project Description

- A. Address/Location of property to be considered for the City of Keller Façade Improvement Matching Grant Program

241 S. Main St. Keller, TX 76248

- B. Is the building currently occupied by a business?

Yes  No If yes, please list the business name(s) and Certificate of Occupancy numbers below.

Swanky Chic Boutique - MISC16-0384

---

C. Is this a residential building that is being converted for commercial use?

Yes  No

*Please note: if a residential property is being converted to commercial use, a site plan is required. If a site plan has been submitted, please list the permit number below.*

---

D. Have building plans been submitted to the city for the project?

Yes  No

*Please note: building plans are required for some improvements, but may not be necessary for all projects. If building plans have been submitted, please list the permit number below.*

---

E. Has the applicant and/or property owner been a recipient of this Façade Improvement Matching Grant before?

Yes  No

*If yes, please list the property address(es) and year(s) the grant was awarded below.*

---

F. Are there any current code enforcement actions, tax liens, or judgement liens against the property?

Yes  No

G. Grant Request

1. Total Project Cost (for Façade Improvements Only)	<u>\$ 16,000</u>
2. Eligible Grant Request (Up to \$10,000)	<u>\$ 10,000</u>

H. Project Description

(Please Describe what improvements will be made to the existing property and how the award of this grant impacts the project. 1,000 words max. May submit on a separate sheet of paper.)

---

---

---

---

---

---

I. What is the anticipated start and end date for the project? (Month/Year)

Start Date July 2023 End Date July 2023

J. Application Checklist

I, the applicant, verify that I have completed the following items in order to be considered for the City of Keller Façade Improvement Grant. I understand that the grant will not be processed if all items below are not met.

- Complete Façade Improvement Grant application.
- Written cost proposal with itemized improvements.
- Exterior photos of the building before any improvements have been made.
- Drawings or renderings of proposed improvements (proposed color palette requested, if drawings or renderings are not colored).
- Artist Portfolio and Art Renderings, if applicable.
- The proposed façade improvements have not been completed prior to receipt and verification of a complete application by city staff.

**DISCLAIMER**

I acknowledge that I understand the terms of the City of Keller Façade Improvement Grant Program, and it is my intent to meet the specified terms of this application if approved. I understand further that this project is approved for grant reimbursement only in strict accordance with the approved plans that are attached to this application and hereby made part of this agreement. I further understand that change orders on the work in progress require approval by the City of Keller City Council and that failure to comply with this agreement may jeopardize receipt of grant funds.

Applicant Signature

Date

Property Owner Signature  
(if different from applicant)

Date

Information Below to be Filled Out by City Staff Only

Date Received 8/9/2023

Staff Initials SL

Application

Complete


Incomplete  Missing Items \_\_\_\_\_

## Contractor Qualification Form

This is a sample form that may be used for the City of Keller Façade Improvement Grant Program for the City of Keller, Texas. Contractors may use their own qualifications form in lieu of this sample form.

1. Date \_\_\_\_\_
2. Fed ID# 86-3375703
3. Business Name Aspen and Oak Inc.
4. Complete Mailing Address (for bidding forms and purchase orders) 14604 San Madrid Trail  
Waskett TX 76052
5. Mailing Address for Payments (if different from above) \_\_\_\_\_  
N/A
6. Name of Bonding Company: \_\_\_\_\_  
N/A
- Name of Agent: \_\_\_\_\_ Number of Years Bonded: \_\_\_\_\_
- What are your bonding limits? \_\_\_\_\_ Per Job \_\_\_\_\_ Aggregate
7. Provide contact information for all company financial officers/CEO's/etc. or owners:
- Name Rebecca Davis Phone 817.657.1578  
Position CEO Email rebecca.davis121@yahoo.com
- Name Glen Davis Phone 682.220.7327  
Position CFO / Secretary Email glen@aspenandoaktx.com
8. How long has your company been in business as a contractor? 4m 2y  
Months/Years
9. How long has your company been doing business under the current name? 4m 2y  
Months/Years
10. Under what other names has your business operated? \_\_\_\_\_  
N/A
11. Person authorized in your company to sign bids, offers, and/or contacts:
- Name Glen Davis Phone 682.220.7327  
Position CFO / Secretary Email glen@aspenandoaktx.com
12. Person to contact for bids and quotes:
- Name Glen Davis Phone 682.220.7327  
Position CFO / Secretary Email glen@aspenandoaktx.com
13. Type of Business Real Estate Investors / Remodelers and Exterior Improvements
14. Has your company ever failed to complete an awarded contact? NO  
If yes, please explain the circumstances and how the situation was resolved:  
N/A

Signature



Date

Aspen & Oak Inc.  
GLEN DAVIS • (682) 220-7327  
Texas, 76052

Bill To  
Swanky Chic Boutique  
swankychicboutique@yahoo.com  
241 S. Main St., Keller, Texas, 76248

## Estimate ES-10008

Due Date: Aug 21, 2023 Date Sent: Jun 16, 2023

### Estimate for Exterior Renovation 2023

#### Items

#### 1. Property Improvements

Total: \$3,091.00

##### 1.1. Demolish existing structures/ items

- Remove old fence post along back sidewalk.
- Remove round stones at back entrance.
- Remove high soil along back walk.
- Remove undesired vertical railing on front & side porches

##### 1.2. New railing on porch & ramp

- Install new horizontal railing on front porch
- Install new horizontal railing on side porch/ramp along outer side

##### 1.3. Create landscape area

Create landscape area along either side of back walk by leveling soil, adding landscape fabric, edging and filling with Basalt.

##### 1.4. Basalt

Fill newly created landscape area at back walk with medium Basalt to clean up utility area and give access to the mural.

##### 1.5. String lighting

Add string lights over back walkway to improve atmosphere around the mural and back walkway

##### 1.6. clean/ repair stone sign

- Repair dislodged / broken stones
- Power wash/ scrub stone to remove some dirt to improve appearance

#### 2. Front Peak Improvement

Total: \$1,453.50

##### 2.1. Demolish existing structures

- Remove existing sign [to be reinstalled after improvements & painting]
- Remove existing siding

##### 2.2. Install new siding

- Install new cedar shake style siding
- Material to install: LP Smartside Cedar Texture Shakers Treated Wood Siding (primed)

**Cost Proposal**

### 2.3. Install signage

Reinstall original sign on front peak

### 3. Paint, stain & sealer (exterior)

Total: \$4,779.50

#### 3.1. Paint - siding

Prepare and paint all exterior walls. Color: Iron Ore  
[does not include trim, fascia or eaves]

#### 3.2. Paint - trim, fascia and eaves

Touch up trim, fascia & eaves where needed.

#### 3.3. Stain - deck/porch railing

Prepare and paint all posts, supports and horizontal railing on front and side porch/ ramp.  
Color:

#### 3.4. Mural Painting

Paint a mural on the side of secondary building wrapping toward the front.

#### 3.5. Paint - door (front)

Paint exterior side of the front entrance door.

#### 3.6. Paint/ stencil

Stencil and paint face of steps at front entrance.

### 4. Landscape Improvements

Total: \$3,122.50

#### 4.1. Demo landscape beds

- Remove declined & dated plant materials
- Remove weeds & debris

#### 4.2. New landscape plants

- Prepare soil for planting
- Install new plants
- Fertilize new plants
- Hand water new plants after install

#### 4.3. Mulch

Apply hardwood mulch where needed after the install

### 5. Disposal Fees

Total: \$495.00

#### 5.1. Disposal fee

Subtotal	\$12,941.50
Tax	\$0.00
<b>Total</b>	<b>\$12,941.50</b>
Amount Paid	\$0.00
<b>Balance</b>	<b>\$12,941.50</b>

Payments

**\$7,764.90**

Upon completion

**\$5,176.60**

Deposit

Due: Jun 16, 2023

Signature

[Click here to sign](#)

**Aspen & Oak Inc.**

Company Signature

Client Signature

Company: Murway Murals

Contact: Myranda Duma 682-551-9079




- INTERIOR WALL MURALS START AT \$7/SQ FT + COST OF MATERIALS
- MURALS CAN BE CUSTOM DESIGNED OR CREATED FROM CLIENT INSPIRATION.


FOR A QUOTE PLEASE CONTACT MYRANDA DUMA AT 682-551-9079 WITH A PHOTO AND DIMENSIONS OF THE SPACE

[Artist information and portfolio](#)



Interior Mural by Murway Murals:






Custom Designs From STUDIO 201  
PROJECT NAME  
ENTER ADDRESS HERE

Drawn By: Author


Checked By: Checker

Category #: Project Number


E5



4 (3D)



1 3D View 1



3 3D View 3



2 3D View 2



4 3D View 8



1 3D View 7



2 3D View 6



3 3D View 5



Custom Designs From STUDIO 201  
 PROJECT NAME  
 ENTER ADDRESS HERE

Drawn By: Author  
 Checked By: Checker  
 Category #: Project Number

E6



Before - north side of building that faces Olive St



North side of building that faces Olive St



Utility/Storage Shed east side of property



**Main entrance that faces Main St**

Swanky Chic  
boutique









PAWN

*Swanby Chic*  
BOUTIQUE





Swanky Chic  
BOUTIQUE

Swanky Chic  
BOUTIQUE



Swanky Chic  
BOUTIQUE