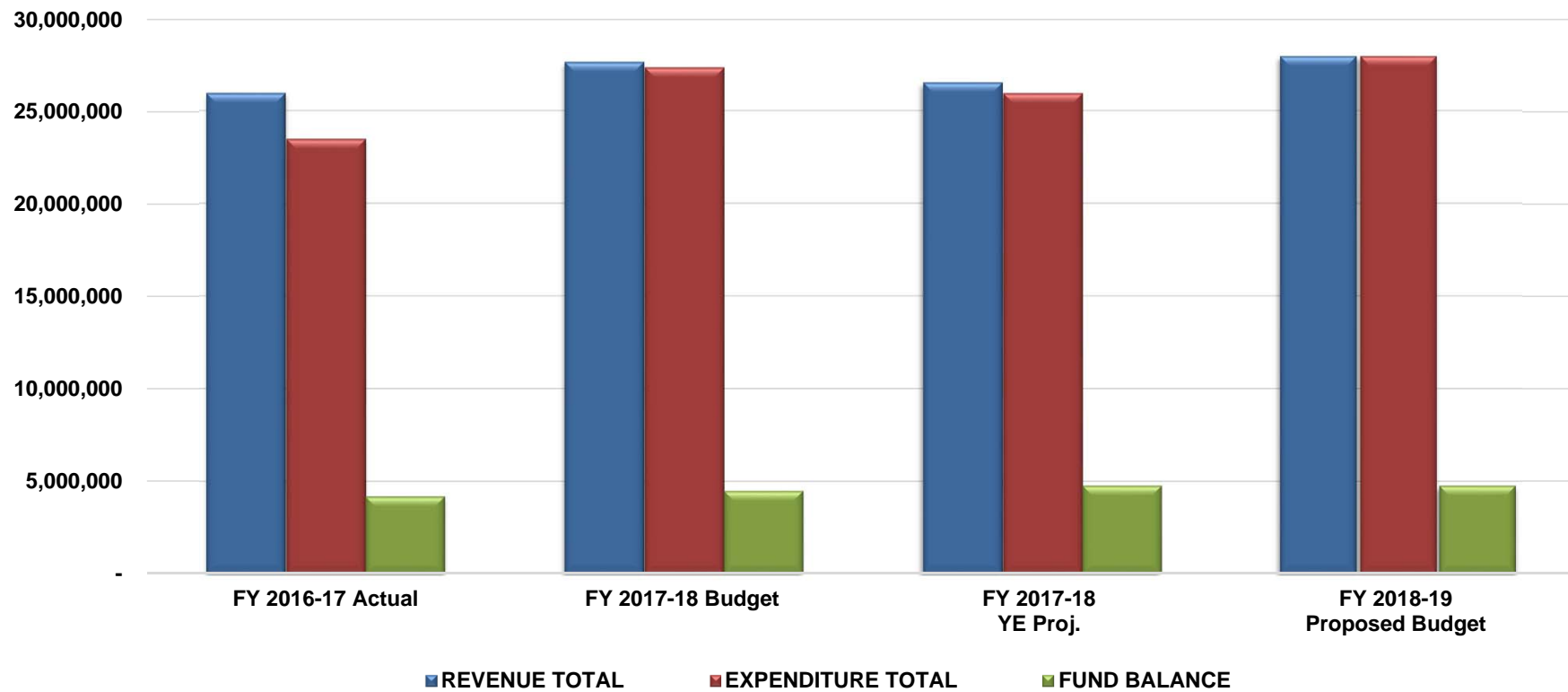


D-1 Budget Strategic Planning – Fee Adjustments

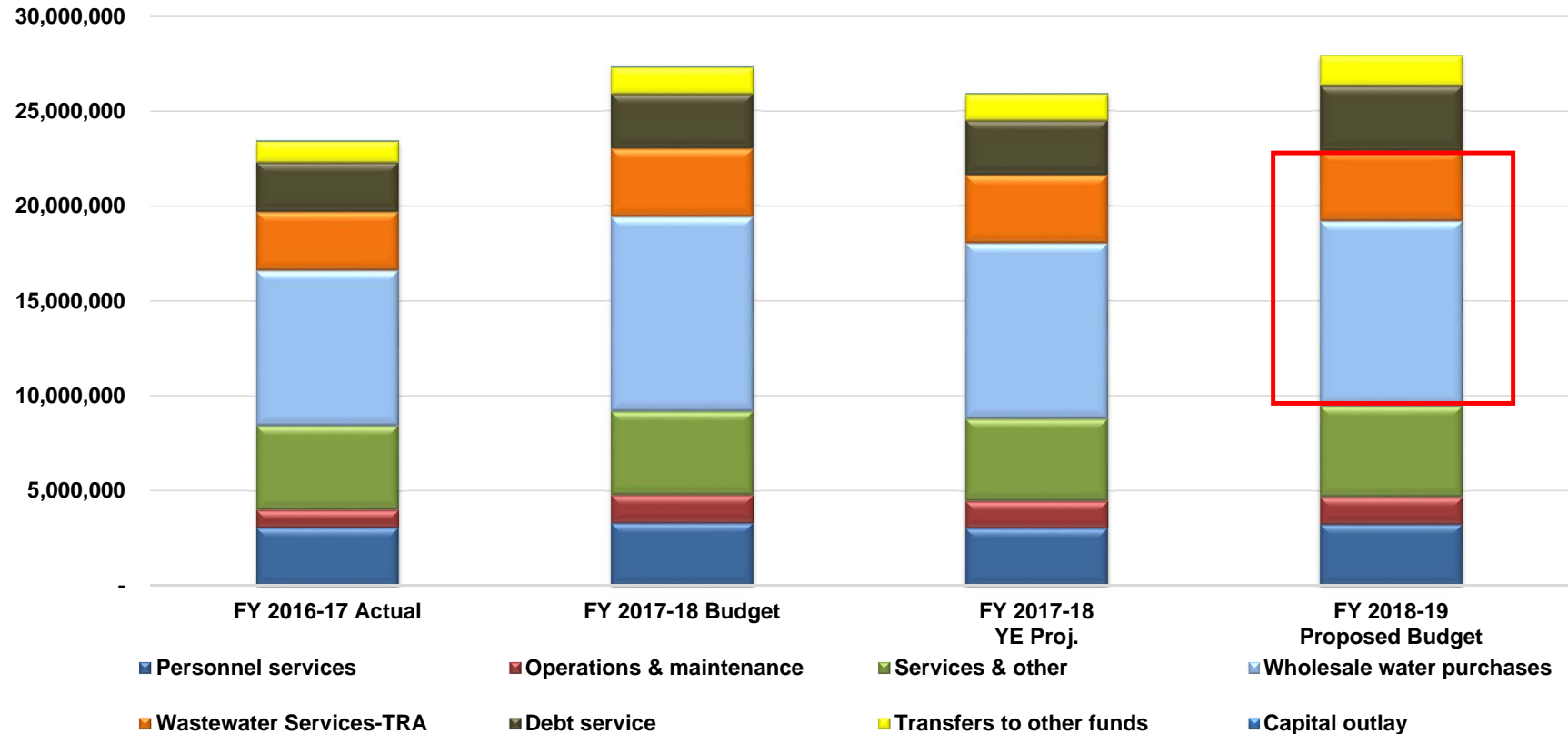
Proposed Fee Adjustments

- Water and Wastewater Rate Adjustments
- Children's Library Fines

Water and Wastewater Fund Summary



Water and Wastewater Expenditures



Water and Wastewater Expenditures

| Expenditures | FY 2016-17 Budget | FY 2017-18 Proposed Budget | Budget Variance (\$) | Budget Variance (%) |
|---------------------------|----------------------|-------------------------------|-------------------------|------------------------|
| Personnel services | \$ 3,327,659 | \$ 3,258,576 | \$ (69,083) | -2.08% |
| Operations & maintenance | 1,469,050 | 1,428,828 | (40,222) | -2.74% |
| Services & other | 4,393,838 | 4,793,224 | 399,386 | 9.09% |
| Wholesale water purchases | 10,230,544 | 9,715,501 | (515,043) | -5.03% |
| Wastewater Services-TRA | 3,591,344 | 3,700,836 | 109,492 | 3.05% |
| Debt service | 2,887,381 | 3,436,780 | 549,399 | 19.03% |
| Transfers to other funds | 1,387,500 | 1,582,500 | 195,000 | 14.05% |
| Capital outlay | 44,000 | 35,000 | (9,000) | -20.45% |
| TOTAL | \$ 27,331,316 | \$ 27,951,245 | \$ 619,929 | 2.27% |

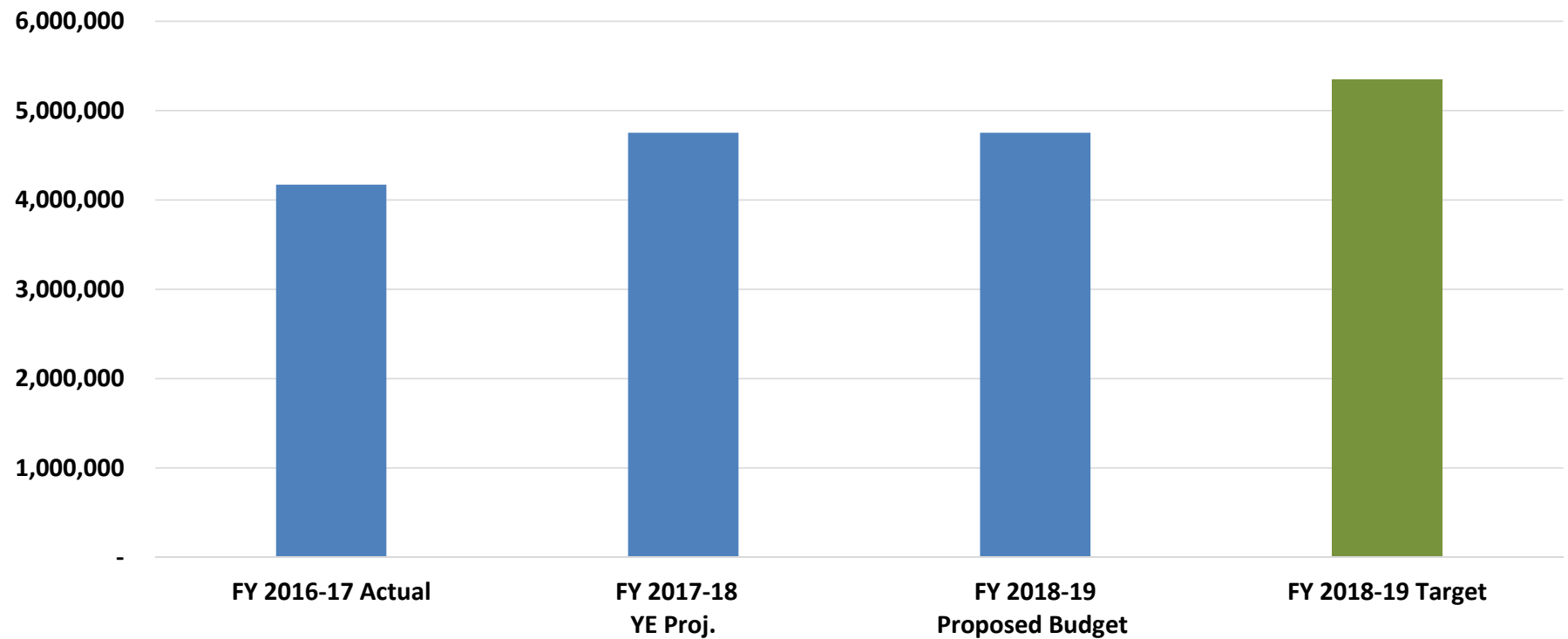
Rate Adjustment

| | Pass Thru % Inc | City % Inc | Total % Inc |
|-----------------------|-----------------|------------|-------------|
| Water Adjustment | 0.00% | 3.75% | 1.63% |
| Wastewater Adjustment | 3.25% | 1.00% | 1.92% |

Average Monthly Bill

| Monthly Bill | Current | Proposed | Difference (%) | Difference (\$) |
|---|-----------------|-----------------|----------------|-----------------|
| <u>ANNUAL AVERAGE MONTHLY BILL</u> | | | | |
| Water (12,685 Gallons) | 76.67 | 77.92 | 1.63% | 1.25 |
| Sewer (7,262 Gallons) | 44.97 | 45.853 | 1.92% | 0.86 |
| TOTAL | \$121.64 | \$123.77 | 1.73% | \$2.11 |
| <u>SUMMER AVERAGE MONTHLY BILL</u> | | | | |
| Water (17,316 Gallons) | 99.41 | 100.92 | 1.52% | 1.51 |
| Sewer (7,262 Gallons) | 44.97 | 45.853 | 1.92% | 0.86 |
| TOTAL | \$144.38 | \$146.75 | 1.64% | \$2.37 |

Water and Wastewater Fund – Fund Balance



Children's Fines

- Remove fines for children
- MetrOPAC recommendation
- Not an effective deterrent for material return
- 2,455 children unable to use library due to fines
- Reduces revenue by approximately \$1,600