



## QUARTERLY INVESTMENT REPORT

For the Quarter Ended

June 30, 2018

Prepared by  
Valley View Consulting, L.L.C.

The investment portfolio of the City of Keller is in compliance with the Public Funds Investment Act and the Investment Policy and Strategies.

Director of Finance - Investment Officer

Mayor

City Manager

Council Member

Assistant Director of Finance - Investment Officer

Council Member

**Disclaimer:** These reports were compiled using information provided by the City. No procedures were performed to test the accuracy or completeness of this information. The market values included in these reports were obtained by Valley View Consulting, L.L.C. from sources believed to be accurate and represent proprietary valuation. Due to market fluctuations these levels are not necessarily reflective of current liquidation values. Yield calculations are not determined using standard performance formulas, are not representative of total return yields and do not account for investment advisor fees.

## Summary

### Quarter End Results by Investment Category:

Asset Type	March 31, 2018			June 30, 2018		
	Ave. Yield	Book Value	Market Value	Ave. Yield	Book Value	Market Value
Demand Accounts	1.58%	\$ 717,528	\$ 717,528	1.91%	\$ 1,730,237	\$ 1,730,237
NOW/MMA/Pools	1.68%	50,372,560	50,372,560	1.96%	52,688,812	52,688,812
Securities/CDs	1.76%	43,244,524	43,244,524	1.88%	46,364,577	46,364,577
<b>Totals</b>		<b>\$ 94,334,612</b>	<b>\$ 94,334,612</b>		<b>\$ 100,783,625</b>	<b>\$ 100,783,625</b>

#### Average Yield - Current Quarter (1)

Total Portfolio	1.92%
Rolling Three Mo. Treas. Yield	1.88%
Rolling Six Mo. Treas. Yield	1.92%

#### Interest Income

Quarterly Interest Income	\$ 445,905	Approximate
Year-to-date Interest Income	\$ 1,083,834	Approximate

#### Fiscal Year-to-Date Average Yield (2)

Total Portfolio	1.68%
Rolling Three Mo. Treas. Yield	1.56%
Rolling Six Mo. Treas. Yield	1.58%
Quarterly TexPool Yield	1.50%

#### Bank Fee Offset

Current Quarter Bank Fee Offset	\$ 6,335
Year-to-Date Bank Fee Offset	\$ 14,955

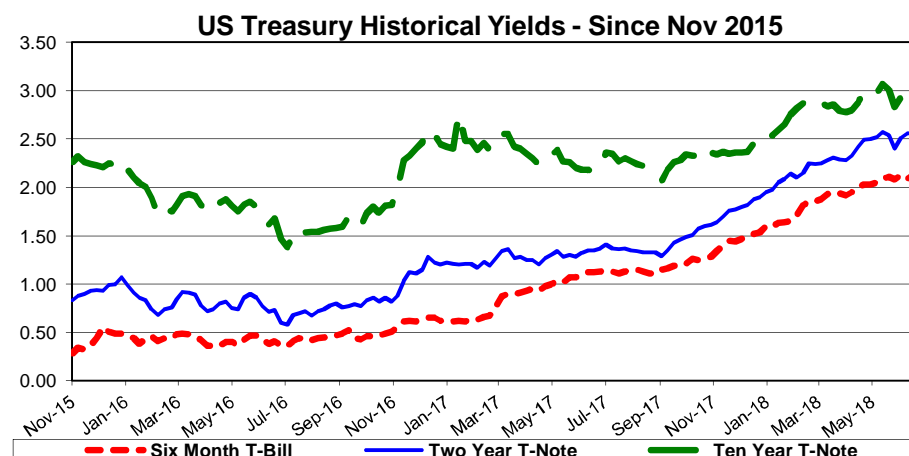
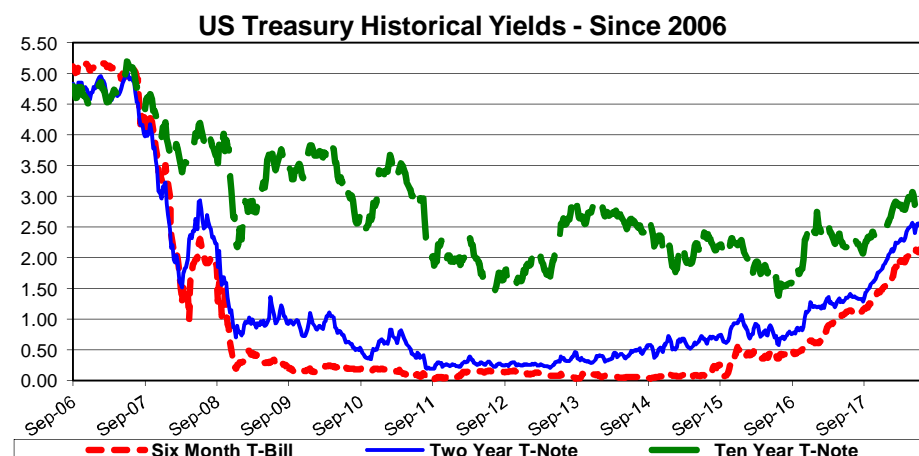
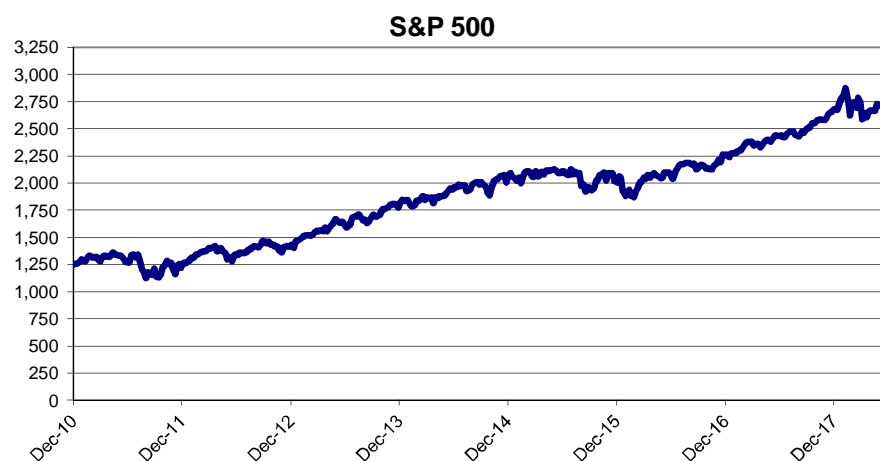
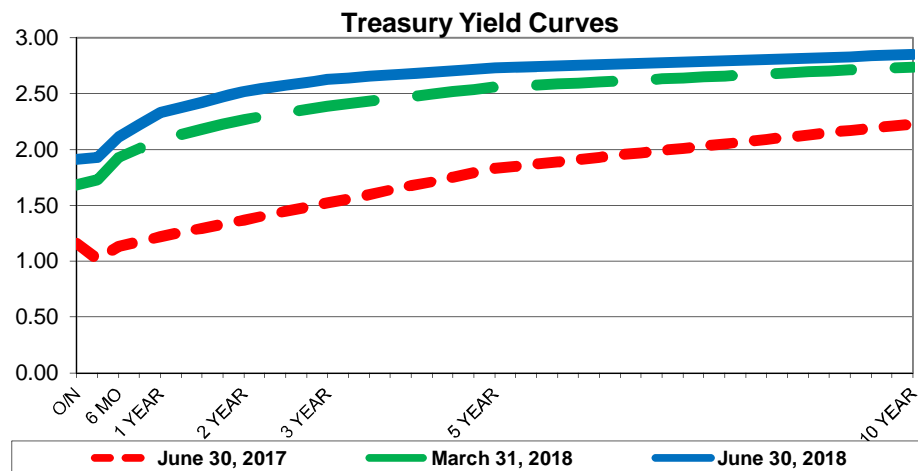
(1) Average Yield calculated using quarter end report yields and adjusted book values and does not reflect a total return analysis or account for advisory fees.

(2) Fiscal Year-to-Date Average Yields calculated using quarter end report yields and adjusted book values and does not reflect a total return analysis or account for advisory fees.

## Economic Overview

6/30/2018

The Federal Open Market Committee (FOMC) raised the Fed Funds target range 1.75% - 2.00% (Effective Fed Funds are trading +/-1.91%). Additional range increases are expected this calendar year (one or two) although subject to economic activity. Gradual portfolio reduction continues by limiting reinvestment of maturing holdings. The ultimate size of the balance sheet is under discussion. First Quarter 2018 GDP measured 2.0% (final estimate). Second Quarter is expected to be substantially higher. Employment/Unemployment continued to record levels. Trade war uncertainty dominated world markets. WTI Crude oil hovers at +/- \$73. The Stock Markets wiggled higher but still below recent highs.



**Investment Holdings**  
**June 30, 2018**

Description	Ratings	Coupon/ Discount	Maturity Date	Settlement Date	Face Amount/ Par Value	Book Value	Market Price	Market Value	Life (Day)	Yield
Frost DDA (3)		2.03%	07/01/18	06/30/18	\$ 1,477,245	\$ 1,477,245	1.00	\$ 1,477,245	1	2.03%
Simmons Bank DDA		1.21%	07/01/18	06/30/18	252,991	252,991	1.00	252,991	1	1.21%
Simmons Bank ICS		1.82%	07/01/18	06/30/18	6,911,210	6,911,210	1.00	6,911,210	1	1.82%
SSB MMA 1332		1.96%	07/01/18	06/30/18	2,803,154	2,803,154	1.00	2,803,154	1	1.96%
SSB MMA 7888		1.96%	07/01/18	06/30/18	574,540	574,540	1.00	574,540	1	1.96%
NexBank MMA		2.06%	07/01/18	06/30/18	227,903	227,903	1.00	227,903	1	2.06%
NexBank ICS Savings		2.19%	07/01/18	06/30/18	19,080,627	19,080,627	1.00	19,080,627	1	2.19%
Goldman Sachs Gov't MMF	AAAm	1.32%	07/01/18	06/30/18	539,588	539,588	1.00	539,588	1	1.32%
TexPool	AAAm	1.81%	07/01/18	06/30/18	22,551,791	22,551,791	1.00	22,551,791	1	1.81%
<b>SUBTOTAL</b>					<b>\$ 54,419,048</b>	<b>\$ 54,419,048</b>		<b>\$ 54,419,048</b>	<b>1</b>	<b>1.95%</b>
									(1)	(2)
Southside Bank CD		1.27%	07/02/18	03/30/17	2,032,005	2,032,005	100.00	2,032,005	2	1.27%
LegacyTexas Bank CD		1.28%	08/08/18	05/08/17	1,000,000	1,000,000	100.00	1,000,000	39	1.28%
Wallis State Bank CD		1.39%	09/13/18	03/13/17	2,035,050	2,035,050	100.00	2,035,050	75	1.39%
BTH Bank CD		1.11%	09/22/18	09/22/16	2,039,165	2,039,165	100.00	2,039,165	84	1.11%
Third Coast Bank CD		1.41%	09/30/18	03/31/17	2,500,000	2,500,000	100.00	2,500,000	92	1.41%
Southside Bank CD		1.70%	12/10/18	12/08/17	2,521,237	2,521,237	100.00	2,521,237	163	1.70%
LegacyTexas Bank CD		1.60%	12/20/18	06/20/17	2,032,236	2,032,236	100.00	2,032,236	173	1.60%
East West Bank CD		2.19%	12/27/18	03/27/18	1,000,000	1,000,000	100.00	1,000,000	180	2.19%
East West Bank CD		2.30%	02/10/19	05/10/18	1,504,923	1,504,923	100.00	1,504,923	225	2.30%
Wallis State Bank CD		1.55%	03/13/19	03/13/17	2,039,116	2,039,116	100.00	2,039,116	256	1.55%
LegacyTexas Bank CD		1.55%	03/29/19	09/29/17	2,023,306	2,023,306	100.00	2,023,306	272	1.55%
InterBank CDARS		2.38%	04/04/19	04/05/18	1,880,000	1,880,000	100.00	1,880,000	278	2.38%
InterBank CDARS		2.35%	04/04/19	04/05/18	2,880,000	2,880,000	100.00	2,880,000	278	2.35%
InterBank CD		2.35%	04/05/19	04/05/18	120,000	120,000	100.00	120,000	279	2.35%
InterBank CD		2.35%	04/05/19	04/05/18	120,000	120,000	100.00	120,000	279	2.35%
Wallis State Bank CD		2.00%	04/18/19	01/19/18	2,009,863	2,009,863	100.00	2,009,863	292	2.00%
LegacyTexas Bank CD		1.80%	05/31/19	12/01/17	1,009,009	1,009,009	100.00	1,009,009	335	1.80%
LegacyTexas Bank CD		1.80%	06/06/19	12/06/17	5,045,045	5,045,045	100.00	5,045,045	341	1.80%
East West Bank CD		2.38%	09/26/19	03/26/18	3,521,977	3,521,977	100.00	3,521,977	453	2.38%
Origin Bank CD		1.94%	12/07/19	12/07/17	2,524,242	2,524,242	100.00	2,524,242	525	1.94%
LegacyTexas Bank CD		2.20%	01/17/20	01/17/18	3,027,404	3,027,404	100.00	3,027,404	566	2.20%
Texas Security Bank CD		2.50%	03/22/20	03/27/18	3,500,000	3,500,000	100.00	3,500,000	631	2.50%
<b>SUBTOTAL</b>					<b>\$ 46,364,577</b>	<b>\$ 46,364,577</b>		<b>\$ 46,364,577</b>	<b>298</b>	<b>1.88%</b>
									(1)	(2)
<b>TOTAL</b>					<b>\$ 100,783,625</b>	<b>\$ 100,783,625</b>		<b>\$ 100,783,625</b>	<b>138</b>	<b>1.92%</b>
									(1)	(2)

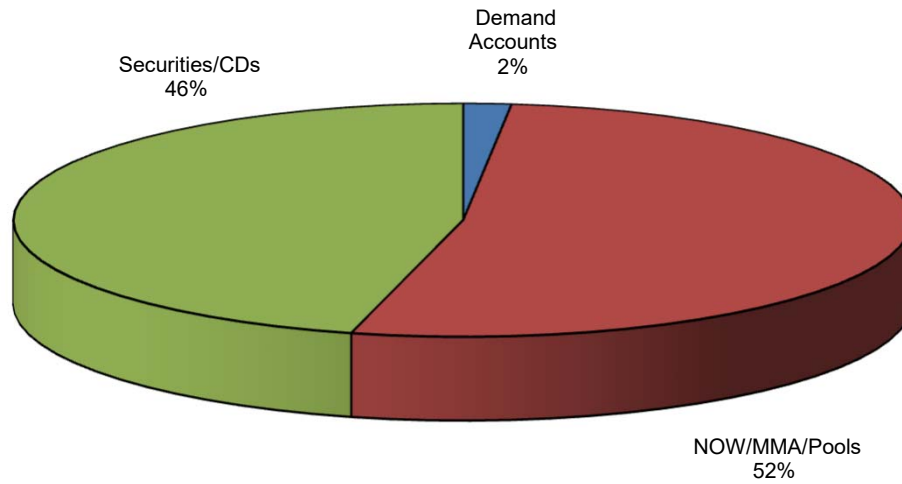
(1) **Weighted average life** - For purposes of calculating weighted average life, bank accounts, pools and money market funds are assumed to have an one day maturity.

(2) **Weighted average yield to maturity** - The weighted average yield to maturity is based on adjusted book value, realized and unrealized gains/losses and investment advisory fees are not considered. The yield for the reporting month is used for bank accounts, pools, and money market funds.

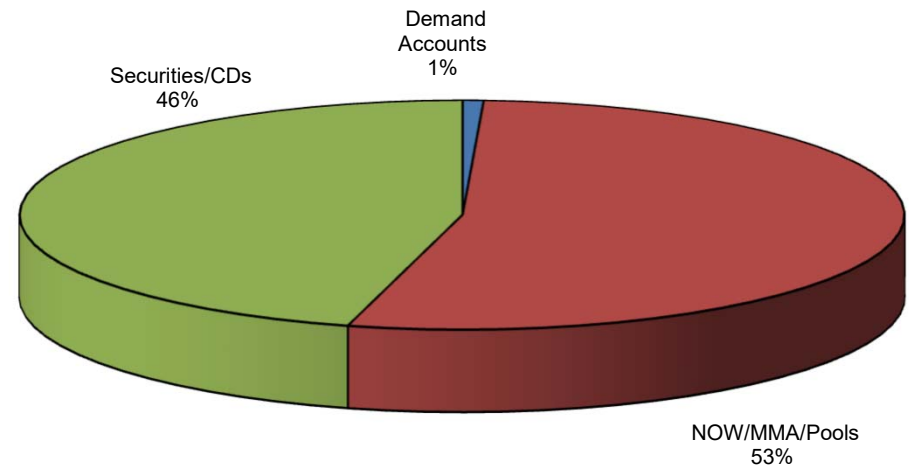
(3) **Earnings Credit Rate** - The City's Frost DDA accrues earnings credit to offset service charges and fees. No hard interest is paid.

Valley View Consulting, L.L.C.

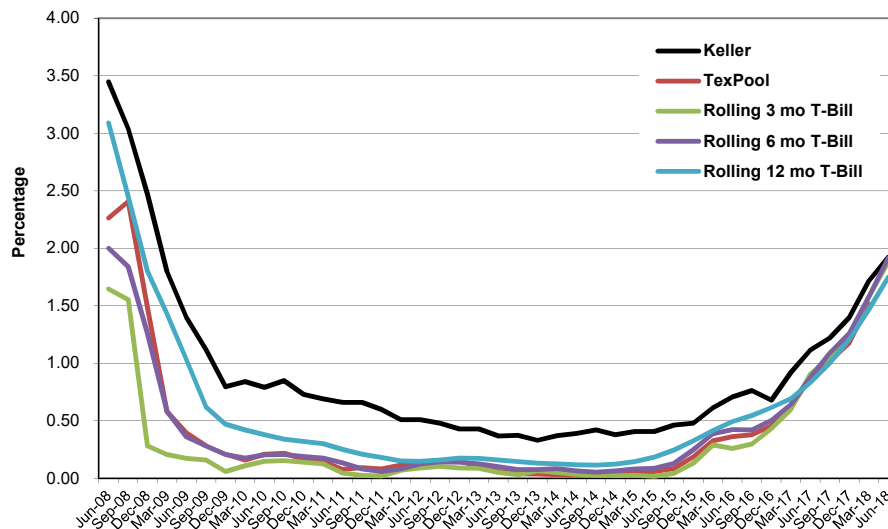
**Portfolio Composition  
Current Quarter**



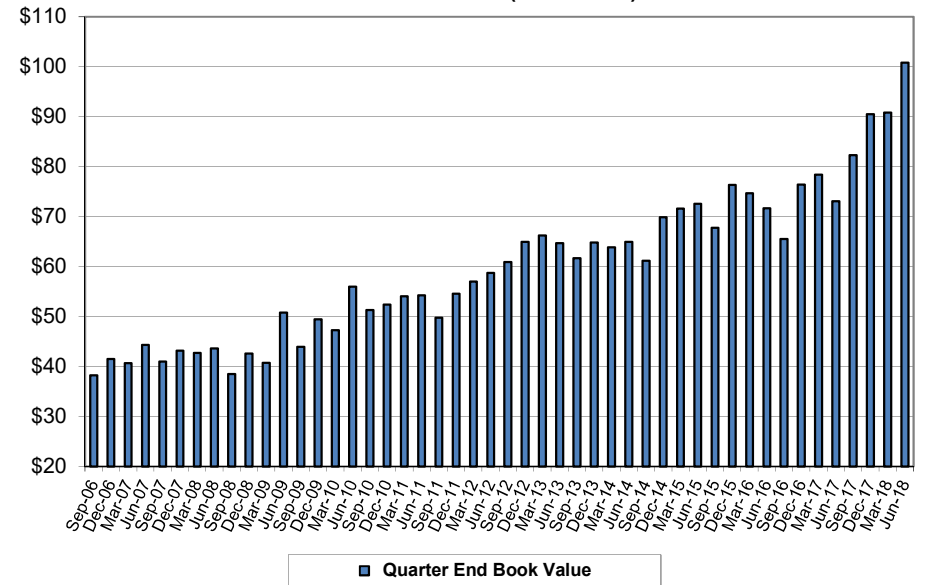
**Portfolio Composition  
Previous Quarter**



**Historical Yields**



**Total Portfolio (in Millions)**



## Book Value Comparison

Description	Coupon/ Discount	Maturity Date	March 31, 2018		Purchases/ Adjustments	Sales/Adjust/ Call/Maturity	June 30, 2018	
			Face Amount/ Par Value	Book Value			Face Amount/ Par Value	Book Value
Frost DDA	2.03%	07/01/18	\$ 465,292	\$ 465,292	\$ 1,011,953	\$ —	\$ 1,477,245	\$ 1,477,245
Simmons Bank DDA	1.21%	07/01/18	252,236	252,236	755		252,991	252,991
Simmons Bank ICS	1.82%	07/01/18	6,880,266	6,880,266	30,944		6,911,210	6,911,210
SSB MMA 1332	1.96%	07/01/18	2,790,139	2,790,139	13,015		2,803,154	2,803,154
SSB MMA 7888	1.96%	07/01/18	571,873	571,873	2,668		574,540	574,540
NexBank MMA	2.06%	07/01/18	19,213,411	19,213,411		(18,985,508)	227,903	227,903
NexBank ICS Savings	2.19%	07/01/18	—	—	19,080,627		19,080,627	19,080,627
Goldman Sachs Gov't MMF	1.32%	07/01/18	519,099	519,099	20,488		539,588	539,588
TexPool	1.81%	07/01/18	20,397,773	20,397,773	2,154,018		22,551,791	22,551,791
LegacyTexas Bank CD	1.20%	05/09/18	1,500,000	1,500,000		(1,500,000)	—	—
Wallis State Bank CD	1.29%	06/13/18	2,025,925	2,025,925		(2,025,925)	—	—
Southside Bank CD	1.27%	07/02/18	2,025,591	2,025,591	6,414		2,032,005	2,032,005
LegacyTexas Bank CD	1.28%	08/08/18	1,000,000	1,000,000			1,000,000	1,000,000
Wallis State Bank CD	1.39%	09/13/18	2,027,945	2,027,945	7,105		2,035,050	2,035,050
BTH Bank CD	1.11%	09/22/18	2,033,470	2,033,470	5,695		2,039,165	2,039,165
Third Coast Bank CD	1.41%	09/30/18	2,500,000	2,500,000			2,500,000	2,500,000
Southside Bank CD	1.70%	12/10/18	2,510,479	2,510,479	10,757		2,521,237	2,521,237
LegacyTexas Bank CD	1.60%	12/20/18	2,024,062	2,024,062	8,174		2,032,236	2,032,236
East West Bank CD	2.19%	12/27/18	1,000,000	1,000,000			1,000,000	1,000,000
East West Bank CD	2.30%	02/10/19	—	—	1,504,923		1,504,923	1,504,923
Wallis State Bank CD	1.55%	03/13/19	2,031,181	2,031,181	7,936		2,039,116	2,039,116
LegacyTexas Bank CD	1.55%	03/29/19	2,015,422	2,015,422	7,884		2,023,306	2,023,306
InterBank CDARS	2.38%	04/04/19	—	—	1,880,000		1,880,000	1,880,000
InterBank CDARS	2.35%	04/04/19	—	—	2,880,000		2,880,000	2,880,000
InterBank CD	2.35%	04/05/19	—	—	120,000		120,000	120,000
InterBank CD	2.35%	04/05/19	—	—	120,000		120,000	120,000
Wallis State Bank CD	2.00%	04/18/19	2,000,000	2,000,000	9,863		2,009,863	2,009,863
LegacyTexas Bank CD	1.80%	05/31/19	1,004,445	1,004,445	4,564		1,009,009	1,009,009
LegacyTexas Bank CD	1.80%	06/06/19	5,022,225	5,022,225	22,820		5,045,045	5,045,045
East West Bank CD	2.38%	09/26/19	3,501,141	3,501,141	20,836		3,521,977	3,521,977
Origin Bank CD	1.94%	12/07/19	2,511,959	2,511,959	12,283		2,524,242	2,524,242
LegacyTexas Bank CD	2.20%	01/17/20	3,010,678	3,010,678	16,726		3,027,404	3,027,404
Texas Security Bank CD	2.50%	03/22/20	3,500,000	3,500,000			3,500,000	3,500,000
<b>TOTAL</b>			<b>\$ 94,334,612</b>	<b>\$ 94,334,612</b>	<b>\$ 28,960,447</b>	<b>\$ (22,511,433)</b>	<b>\$ 100,783,625</b>	<b>\$ 100,783,625</b>

## Market Value Comparison

Description	Coupon/ Discount	Maturity Date	March 31, 2018		Qtr to Qtr Change	June 30, 2018	
			Face Amount/ Par Value	Market Value		Face Amount/ Par Value	Market Value
Frost DDA	2.03%	07/01/18	\$ 465,292	\$ 465,292	\$ 1,011,953	\$ 1,477,245	\$ 1,477,245
Simmons Bank DDA	1.21%	07/01/18	252,236	252,236	755	252,991	252,991
Simmons Bank ICS	1.82%	07/01/18	6,880,266	6,880,266	30,944	6,911,210	6,911,210
SSB MMA 1332	1.96%	07/01/18	2,790,139	2,790,139	13,015	2,803,154	2,803,154
SSB MMA 7888	1.96%	07/01/18	571,873	571,873	2,668	574,540	574,540
NexBank MMA	2.06%	07/01/18	19,213,411	19,213,411	(18,985,508)	227,903	227,903
NexBank ICS Savings	2.19%	07/01/18	—	—	19,080,627	19,080,627	19,080,627
Goldman Sachs Gov't MMF	1.32%	07/01/18	519,099	519,099	20,488	539,588	539,588
TexPool	1.81%	07/01/18	20,397,773	20,397,773	2,154,018	22,551,791	22,551,791
LegacyTexas Bank CD	1.20%	05/09/18	1,500,000	1,500,000	(1,500,000)	—	—
Wallis State Bank CD	1.29%	06/13/18	2,025,925	2,025,925	(2,025,925)	—	—
Southside Bank CD	1.27%	07/02/18	2,025,591	2,025,591	6,414	2,032,005	2,032,005
LegacyTexas Bank CD	1.28%	08/08/18	1,000,000	1,000,000		1,000,000	1,000,000
Wallis State Bank CD	1.39%	09/13/18	2,027,945	2,027,945	7,105	2,035,050	2,035,050
BTH Bank CD	1.11%	09/22/18	2,033,470	2,033,470	5,695	2,039,165	2,039,165
Third Coast Bank CD	1.41%	09/30/18	2,500,000	2,500,000		2,500,000	2,500,000
Southside Bank CD	1.70%	12/10/18	2,510,479	2,510,479	10,757	2,521,237	2,521,237
LegacyTexas Bank CD	1.60%	12/20/18	2,024,062	2,024,062	8,174	2,032,236	2,032,236
East West Bank CD	2.19%	12/27/18	1,000,000	1,000,000		1,000,000	1,000,000
East West Bank CD	2.30%	02/10/19	—	—	1,504,923	1,504,923	1,504,923
Wallis State Bank CD	1.55%	03/13/19	2,031,181	2,031,181	7,936	2,039,116	2,039,116
LegacyTexas Bank CD	1.55%	03/29/19	2,015,422	2,015,422	7,884	2,023,306	2,023,306
InterBank CDARS	2.38%	04/04/19	—	—	1,880,000	1,880,000	1,880,000
InterBank CDARS	2.35%	04/04/19	—	—	2,880,000	2,880,000	2,880,000
InterBank CD	2.35%	04/05/19	—	—	120,000	120,000	120,000
InterBank CD	2.35%	04/05/19	—	—	120,000	120,000	120,000
Wallis State Bank CD	2.00%	04/18/19	2,000,000	2,000,000	9,863	2,009,863	2,009,863
LegacyTexas Bank CD	1.80%	05/31/19	1,004,445	1,004,445	4,564	1,009,009	1,009,009
LegacyTexas Bank CD	1.80%	06/06/19	5,022,225	5,022,225	22,820	5,045,045	5,045,045
East West Bank CD	2.38%	09/26/19	3,501,141	3,501,141	20,836	3,521,977	3,521,977
Origin Bank CD	1.94%	12/07/19	2,511,959	2,511,959	12,283	2,524,242	2,524,242
LegacyTexas Bank CD	2.20%	01/17/20	3,010,678	3,010,678	16,726	3,027,404	3,027,404
Texas Security Bank CD	2.50%	03/22/20	3,500,000	3,500,000		3,500,000	3,500,000
<b>TOTAL</b>			<b>\$ 94,334,612</b>	<b>\$ 94,334,612</b>	<b>\$ 6,449,014</b>	<b>\$ 100,783,625</b>	<b>\$ 100,783,625</b>

# Allocation

June 30, 2018

Book Value	Investment Total	Consolidated (Pooled)	CCPD	Non-Profit Trust	2015 CO's	2016 SWIRFT Bonds	2017 CO's	Unreimbursed Medical
Frost DDA	\$ 1,477,245	\$ 1,444,073	\$ –	\$ 500	\$ –	\$ –	\$ –	\$ 32,672
Southwest Bank DDA	252,991	252,991						
Southwest Bank ICS	6,911,210	6,911,210						
SSB MMA 1332	2,803,154		2,803,154					
SSB MMA 7888	574,540	574,540						
NexBank MMA	227,903	117,877					110,026	
NexBank ICS Savings	19,080,627	12,109,576					6,971,051	
Goldman Sachs Gov't MMF	539,588					539,588		
TexPool	22,551,791	16,059,319	3,411,325	384,271	2,085,143		611,733	
07/02/18–Southside Bank CD	2,032,005	2,032,005						
08/08/18–LegacyTexas Bank CD	1,000,000					1,000,000		
09/13/18–Wallis State Bank CD	2,035,050	2,035,050						
09/22/18–BTH Bank CD	2,039,165	2,039,165						
09/30/18–Third Coast Bank CD	2,500,000	2,500,000						
12/10/18–Southside Bank CD	2,521,237	2,521,237						
12/20/18–LegacyTexas Bank CD	2,032,236	2,032,236						
12/27/18–East West Bank CD	1,000,000					1,000,000		
02/10/19–East West Bank CD	1,504,923					1,504,923		
03/13/19–Wallis State Bank CD	2,039,116	2,039,116						
03/29/19–LegacyTexas Bank CD	2,023,306						2,023,306	
04/04/19–InterBank CDARS	1,880,000		1,880,000					
04/04/19–InterBank CDARS	2,880,000	2,880,000						
04/05/19–InterBank CD	120,000		120,000					
04/05/19–InterBank CD	120,000	120,000						
04/18/19–Wallis State Bank CD	2,009,863	2,009,863						
05/31/19–LegacyTexas Bank CD	1,009,009	1,009,009						
06/06/19–LegacyTexas Bank CD	5,045,045	5,045,045						
09/26/19–East West Bank CD	3,521,977	3,521,977						
12/07/19–Origin Bank CD	2,524,242	2,524,242						
01/17/20–LegacyTexas Bank CD	3,027,404	3,027,404						
03/22/20–Texas Security Bank CD	3,500,000	3,500,000						
<b>Totals</b>	<b>\$ 100,783,625</b>	<b>\$ 76,305,934</b>	<b>\$ 8,214,478</b>	<b>\$ 384,771</b>	<b>\$ 2,085,143</b>	<b>\$ 4,044,511</b>	<b>\$ 9,716,117</b>	<b>\$ 32,672</b>



# Allocation

June 30, 2018

Market Value	Investment Total	Consolidated (Pooled)	CCPD	Non-Profit Trust	2015 CO's	2016 SWIRFT Bonds	2017 CO's	Unreimbursed Medical
Frost DDA	\$ 1,477,245	\$ 1,444,073	\$ –	\$ 500	\$ –	\$ –	\$ –	\$ 32,672
Southwest Bank DDA	252,991	252,991						
Southwest Bank ICS	6,911,210	6,911,210						
SSB MMA 1332	2,803,154		2,803,154					
SSB MMA 7888	574,540	574,540						
NexBank MMA	227,903	117,877					110,026	
NexBank ICS Savings	19,080,627	12,109,576					6,971,051	
Goldman Sachs Gov't MMF	539,588					539,588		
TexPool	22,551,791	16,059,319	3,411,325	384,271	2,085,143		611,733	
07/02/18–Southside Bank CD	2,032,005	2,032,005						
08/08/18–LegacyTexas Bank CD	1,000,000					1,000,000		
09/13/18–Wallis State Bank CD	2,035,050	2,035,050						
09/22/18–BTH Bank CD	2,039,165	2,039,165						
09/30/18–Third Coast Bank CD	2,500,000	2,500,000						
12/10/18–Southside Bank CD	2,521,237	2,521,237						
12/20/18–LegacyTexas Bank CD	2,032,236	2,032,236						
12/27/18–East West Bank CD	1,000,000					1,000,000		
02/10/19–East West Bank CD	1,504,923					1,504,923		
03/13/19–Wallis State Bank CD	2,039,116	2,039,116						
03/29/19–LegacyTexas Bank CD	2,023,306						2,023,306	
04/04/19–InterBank CDARS	1,880,000		1,880,000					
04/04/19–InterBank CDARS	2,880,000	2,880,000						
04/05/19–InterBank CD	120,000		120,000					
04/05/19–InterBank CD	120,000	120,000						
04/18/19–Wallis State Bank CD	2,009,863	2,009,863						
05/31/19–LegacyTexas Bank CD	1,009,009	1,009,009						
06/06/19–LegacyTexas Bank CD	5,045,045	5,045,045						
09/26/19–East West Bank CD	3,521,977	3,521,977						
12/07/19–Origin Bank CD	2,524,242	2,524,242						
01/17/20–LegacyTexas Bank CD	3,027,404	3,027,404						
03/22/20–Texas Security Bank CD	3,500,000	3,500,000						
<b>Totals</b>	<b>\$ 100,783,625</b>	<b>\$ 76,305,934</b>	<b>\$ 8,214,478</b>	<b>\$ 384,771</b>	<b>\$ 2,085,143</b>	<b>\$ 4,044,511</b>	<b>\$ 9,716,117</b>	<b>\$ 32,672</b>

# Allocation

March 31, 2018

Book Value	Investment Total	Consolidated (Pooled)	CCPD	Non-Profit Trust	2015 CO's	2016 SWIRFT Bonds	2017 CO's	Unreimbursed Medical
Frost DDA	\$ 465,292	\$ 433,333	\$ —	\$ 500	\$ —	\$ —	\$ —	\$ 31,460
Southwest Bank DDA	252,236	252,236						
Southwest Bank ICS	6,880,266	6,880,266						
SSB MMA 1332	2,790,139		2,790,139					
SSB MMA 7888	571,873	571,873						
NexBank MMA/ICS Savings	19,213,411	12,167,217					7,046,194	
Goldman Sachs Gov't MMF	519,099					519,099		
TexPool	20,397,773	14,301,414	3,014,203	396,893	2,076,163		609,099	
05/09/18–LegacyTexas Bank CD	1,500,000					1,500,000		
06/13/18–Wallis State Bank CD	2,025,925	2,025,925						
07/02/18–Southside Bank CD	2,025,591	2,025,591						
08/08/18–LegacyTexas Bank CD	1,000,000					1,000,000		
09/13/18–Wallis State Bank CD	2,027,945	2,027,945						
09/22/18–BTH Bank CD	2,033,470	2,033,470						
09/30/18–Third Coast Bank CD	2,500,000	2,500,000						
12/10/18–Southside Bank CD	2,510,479	2,510,479						
12/20/18–LegacyTexas Bank CD	2,024,062	2,024,062						
12/27/18–East West Bank CD	1,000,000					1,000,000		
03/13/19–Wallis State Bank CD	2,031,181	2,031,181						
03/29/19–LegacyTexas Bank CD	2,015,422						2,015,422	
04/18/19–Wallis State Bank CD	2,000,000	2,000,000						
05/31/19–LegacyTexas Bank CD	1,004,445	1,004,445						
06/06/19–LegacyTexas Bank CD	5,022,225	5,022,225						
09/26/19–East West Bank CD	3,501,141	3,501,141						
12/07/19–Origin Bank CD	2,511,959	2,511,959						
01/17/20–LegacyTexas Bank CD	3,010,678	3,010,678						
03/22/20–Texas Security Bank CD	3,500,000	3,500,000						
<b>Totals</b>	<b>\$ 94,334,612</b>	<b>\$ 72,335,439</b>	<b>\$ 5,804,342</b>	<b>\$ 397,393</b>	<b>\$ 2,076,163</b>	<b>\$ 4,019,099</b>	<b>\$ 9,670,715</b>	<b>\$ 31,460</b>

# Allocation

March 31, 2018

Market Value	Investment Total	Consolidated (Pooled)	CCPD	Non-Profit Trust	2015 CO's	2016 SWIRFT Bonds	2017 CO's	Unreimbursed Medical
Frost DDA	\$ 465,292	\$ 433,333	\$ —	\$ 500	\$ —	\$ —	\$ —	\$ 31,460
Southwest Bank DDA	252,236	252,236						
Southwest Bank ICS	6,880,266	6,880,266						
SSB MMA 1332	2,790,139		2,790,139					
SSB MMA 7888	571,873	571,873						
NexBank MMA/ICS Savings	19,213,411	12,167,217					7,046,194	
Goldman Sachs Gov't MMF	519,099					519,099		
TexPool	20,397,773	14,301,414	3,014,203	396,893	2,076,163		609,099	
05/09/18–LegacyTexas Bank CD	1,500,000					1,500,000		
06/13/18–Wallis State Bank CD	2,025,925	2,025,925						
07/02/18–Southside Bank CD	2,025,591	2,025,591						
08/08/18–LegacyTexas Bank CD	1,000,000					1,000,000		
09/13/18–Wallis State Bank CD	2,027,945	2,027,945						
09/22/18–BTH Bank CD	2,033,470	2,033,470						
09/30/18–Third Coast Bank CD	2,500,000	2,500,000						
12/10/18–Southside Bank CD	2,510,479	2,510,479						
12/20/18–LegacyTexas Bank CD	2,024,062	2,024,062						
12/27/18–East West Bank CD	1,000,000					1,000,000		
03/13/19–Wallis State Bank CD	2,031,181	2,031,181						
03/29/19–LegacyTexas Bank CD	2,015,422						2,015,422	
04/18/19–Wallis State Bank CD	2,000,000	2,000,000						
05/31/19–LegacyTexas Bank CD	1,004,445	1,004,445						
06/06/19–LegacyTexas Bank CD	5,022,225	5,022,225						
09/26/19–East West Bank CD	3,501,141	3,501,141						
12/07/19–Origin Bank CD	2,511,959	2,511,959						
01/17/20–LegacyTexas Bank CD	3,010,678	3,010,678						
03/22/20–Texas Security Bank CD	3,500,000	3,500,000						
<b>Totals</b>	<b>\$ 94,334,612</b>	<b>\$ 72,335,439</b>	<b>\$ 5,804,342</b>	<b>\$ 397,393</b>	<b>\$ 2,076,163</b>	<b>\$ 4,019,099</b>	<b>\$ 9,670,715</b>	<b>\$ 31,460</b>